

Lake Elsinore & San Jacinto Watersheds Authority



City of Lake Elsinore • City of Canyon Lake • County of Riverside
Elsinore Valley Municipal Water District • Santa Ana Watershed Project Authority

LESJWA BOARD OF DIRECTORS REGULAR MEETING

EVMWD, 31315 Chaney Street, Lake Elsinore, CA 92531

PUBLIC VIDEO ACCESS

Meeting ID: 828 0599 8159 Passcode: 601243	Access Via Computer: https://sawpa.zoom.us/j/82805998159?pwd=Rdb4Gx1b3r1wGaGkaQbP3HCP1b4z0X.1
	Access Via Telephone: 1 (669) 900-6833

This meeting will be conducted in person at the address listed above. As a convenience to the public, members of the public may also participate virtually using one of the options set forth above. Any member of the public may listen to the meeting or make comments to the Board using the call-in number or Zoom link above. However, in the event there is a disruption of service which prevents the Authority from broadcasting the meeting to members of the public, the meeting will not be postponed or rescheduled but will continue without remote participation. The remote participation option is provided as a convenience to the public and is not required. Members of the public are welcome to attend the meeting in-person.

THURSDAY, AUGUST 21, 2025 – 4:00 P.M.

AGENDA

1. CALL TO ORDER/PLEDGE OF ALLEGIANCE (Robert Magee, Chair)

2. ROLL CALL

3. PUBLIC COMMENTS

Members of the public may address the Board on items within the jurisdiction of the Board; however, no action may be taken on an item not appearing on the agenda unless the action is otherwise authorized by Government Code §54954.2(b).

Members of the public may make comments in-person or in writing for the Board's consideration by sending them to publiccomment@sawpa.gov with the subject line "LESJWA Public Comment". Submit your written comments by 5:00 p.m. on Wednesday, August 20, 2025. All public comments will be provided to the Chair and may be read into the record or compiled as part of the record. Please note, individuals have a limit of three (3) minutes to make comments and will have the opportunity when called upon by the Board.

4. ITEMS TO BE ADDED OR DELETED

Pursuant to Government Code §54954.2(b), items may be added on which there is a need to take immediate action and the need for action came to the attention of Lake Elsinore & San Jacinto Watersheds Authority subsequent to the posting of the agenda.

5. CONSENT CALENDAR

All matters listed on the Consent Calendar are considered routine and non-controversial and will be acted upon by the Board by one motion as listed below.

A. APPROVAL OF MEETING MINUTES: APRIL 17, 20255
Recommendation: Approve as posted.

B. TREASURER'S REPORT: JANUARY – MAY 20259
Recommendation: Approve as posted.

6. INFORMATIONAL REPORTS

Recommendation: Receive and file.

- A. [2025 CANYON LAKE FISH KILL - UPDATE \(LES#2025.8\)](#).....49
Presenter: John Rudolph and Chris Stransky, GEI Consultants, Inc.
- B. [LAKE ELSINORE AND CANYON LAKE TMDL TASK FORCE UPDATE \(LES#2025.9\)](#)...57
Presenter: Rick Whetsel
- C. [2024 LAKE ELSINORE AERATION AND MIXING SYSTEM \(LEAMS\) EXCESS NUTRIENT OFFSET CREDIT ACCOUNTING REPORT \(LES#2025.10\)](#).....73
Presenter: Rick Whetsel
- D. [LESJWA STRATEGIC PLAN – IMPLEMENT GOAL 1 TASKS \(LES#2025.11\)](#).....87
Presenter: Rick Whetsel

7. ADMINISTRATOR’S COMMENTS

8. DIRECTORS’ COMMENTS

9. ADJOURNMENT

PLEASE NOTE:

Americans with Disabilities Act: If you require any special disability related accommodations to participate in this meeting, call (951) 354-4244 or email zramirez@sawpa.gov. 48-hour notification prior to the meeting will enable staff to make reasonable arrangements to ensure accessibility for this meeting. Requests should specify the nature of the disability and the type of accommodation requested.

Materials related to an item on this agenda submitted to the Board of Directors after distribution of the agenda packet are available for public inspection during normal business hours at the LESJWA's office, 11615 Sterling Avenue, Riverside, and available at www.mywatersheds.com, subject to staff's ability to post documents prior to the meeting.

Declaration of Posting

I, Zyanya Ramirez, serving as the Clerk of the Board of the Lake Elsinore and San Jacinto Watersheds Authority declare that on Thursday, August 14, 2025, a copy of this agenda has been uploaded to the LESJWA website at www.mywatersheds.com and posted at LESJWA's office, 11615 Sterling Avenue, Riverside, California.

2025 - LESJWA Board of Directors Meetings

Third Thursday of Every Other Month (February, April, June, August, October, December)

(Note: All meetings begin at 4:00 p.m., unless otherwise noticed, and are held at
Elsinore Valley Municipal Water District, 31315 Chaney Street, Lake Elsinore, CA 92531)

February 2/20/25 Regular Board Meeting [cancelled]	March 3/20/25 Special Workshop Meeting
April 4/17/25 Regular Board Meeting	June 6/19/25 Regular Board Meeting [cancelled]
August 8/21/25 Regular Board Meeting	October 10/16/25 Regular Board Meeting
December 12/18/25 Regular Board Meeting	

Page Intentionally Blank



**LESJWA BOARD OF DIRECTORS MEETING
REGULAR MEETING
APRIL 17, 2025**

DIRECTORS PRESENT

Robert Magee, Chair, City of Lake Elsinore
Andy Morris, Vice Chair, Elsinore Valley Municipal Water District
Brenda Dennstedt, Secretary-Treasurer, Santa Ana Watershed
Project Authority
Jeremy Smith, City of Canyon Lake
Karen Spiegel, County of Riverside

DIRECTORS ABSENT

None.

**ALTERNATE DIRECTORS
PRESENT; NON-VOTING**

None.

STAFF PRESENT

Rachel Gray, Jeff Mosher, Zyanya Ramirez, Rick Whetsel, Karen
Williams

OTHERS PRESENT

Christ Stransky, John Rudolph, Steven Wolosoff, GEI Consultants;
Theresa Dunham, Kahn, Soares & Conway, LLP; Gil Botello, San
Bernardino Valley Municipal Water District; Fred Jung, Orange
County Water District; Amy Stevens, WSC.

The Regular Board of Directors meeting of the Lake Elsinore & San Jacinto Watersheds Authority (LESJWA) was called to order at 4:00 p.m. by Chairman Magee on behalf of the Lake Elsinore & San Jacinto Watersheds Authority, at Lake Elsinore & San Jacinto Watersheds Authority, at 31315 Chaney Street, Lake Elsinore, CA 92531.

1. CALL TO ORDER/PLEDGE OF ALLEGIANCE (Robert Magee, Chair)

2. ROLL CALL

An oral roll call was noted and recorded by the Clerk of the Board.

3. PUBLIC COMMENTS

There were no other public comments.

4. ITEMS TO BE ADDED OR DELETED

Agenda Items 9. Closed Session and 10. Closed Session report are removed.

5. CONSENT CALENDAR

A. APPROVAL OF MEETING MINUTES: MARCH 20, 2025

Recommendation: Approve as posted.

B. LESJWA STRATEGIC PLAN (LES#2025.4)

Recommendation: Approve as posted.

MOVED, to approve the Consent Calendar as posted.

Result:	Adopted (Unanimously)
Motion/Second:	Dennstedt/Smith
Ayes:	Dennstedt, Magee, Morris, Smith, Spiegel
Nays:	None
Abstentions:	None
Absent:	None

6. **NEW BUSINESS**

A. **LESJWA FYE 2026 AND 2027 BUDGET (LES#2025.5)**

Rachel Gray provided an overview of the proposed LESJWA budgets for fiscal years 2025–2026 and 2026–2027, including revenue sources, primarily member agency contributions, and fixed expenses such as salaries, outreach, audit fees, public relations, insurance, and banking. She noted that the budget could remain balanced at current contribution levels, but that implementation of Strategic Plan Goal 1 would require additional funding.

Mrs. Gray outlined Goal 1 tasks, including defining “healthy lakes,” identifying beneficial uses, establishing metrics, developing short-, mid-, and long-term solutions, creating a work plan and schedule, and pursuing funding. She presented two budget options:

- Option 1: Maintain current contribution levels.
- Option 2: Increase contributions to fund Goal 1 tasks.

Director Dennstedt agreed, emphasizing that a strategic plan should be implemented, not just developed. She noted that estimated costs were preliminary and could be refined through a competitive process. Director Dennstedt moved to approve the budget including Goal 1 tasks. Director Smith seconded the motion. Director Morris voiced support, noting that defining “healthy lakes” and achieving consensus was a critical first step despite financial challenges.

Chair Magee expressed support for funding Goal 1 implementation to avoid being limited to approving others’ projects. He thanked Board members for their willingness to seek additional funding from their respective councils or the Board of Supervisors. Hearing no further comments, the motion passed unanimously.

MOVED, to approve the FY 2025-2026 and FY 2026-2027 LESJWA budget, which includes the Lake Elsinore and Canyon Lake Total Maximum Daily Load (TMDL) Task Force budget, and invoice each LESJWA member agency and RCFC&WCD at the start of the new fiscal year based on:

- Option 2: Implement Strategic Plan Goal 1 Tasks.

Result:	Adopted (Unanimously)
Motion/Second:	Dennstedt/Smith
Ayes:	Dennstedt, Magee, Morris, Smith, Spiegel
Nays:	None
Abstentions:	None
Absent:	None

B. LAKE ELSINORE AND CANYON LAKE TMDL TASK FORCE CONSULTANT SUPPORT (LES#2025.6)

Rick Whetsel stated that his presentation would address both Item 6.B and Item 6.C, as the two items were closely related. He explained that Item 6.B involved a change order for GEI Consultants for the current fiscal year (2024–25) to complete ongoing tasks in support of the TMDL Task Force’s technical needs. This included preparation of a TMDL technical report, responding to Regional Water Board comments, and supporting the approval process for amending the Lake Elsinore and Canyon Lake TMDLs in the Santa Ana River Watershed Regional Basin Plan. The proposed action also included a task order for fiscal year 2025–26 to continue providing TMDL technical support.

Director Dennstedt inquired whether the additional tasks were initiated by LESJWA or required by the Santa Ana Regional Water Board. Mr. Whetsel responded that they were driven by the Regional Board, particularly following delays and substantial comments from a February Board hearing. He expressed optimism that approval anticipated in July would conclude the additional technical support work.

Hearing no further discussion, a motion to approve Item 6.B was made by Director Dennstedt, seconded by Director Smith, and carried unanimously.

MOVED, to approve:

1. Change Order to the GEI Consultants agreement, Task Order No. GEI160-03 for an amount not-to-exceed \$20,000 to provide technical support services to the Lake Elsinore and Canyon Lake TMDL Task Force for the remainder of Fiscal Year (FY) 2024-25.
2. Task Order No. GEI160-05 with GEI Consultants for an amount not-to-exceed \$55,000 to provide technical support services to the Lake Elsinore and Canyon Lake TMDL Task Force for FY 2025-26.

Result:	Adopted (Unanimously)
Motion/Second:	Dennstedt/Smith
Ayes:	Dennstedt, Magee, Morris, Smith, Spiegel
Nays:	None
Abstentions:	None
Absent:	None

C. LAKE ELSINORE AND CANYON LAKE TMDL TASK FORCE CONSULTANT SUPPORT (LES#2025.7)

Continuing his presentation, Mr. Whetsel stated that Item 6.C concerned a task order for GEI Consultants to conduct TMDL compliance monitoring. He reported that an RFP process had been conducted in the prior year, yielding one proposal. The proposal was reviewed and recommended by both the TMDL Technical Advisory Group and the Lake Elsinore and Canyon Lake TMDL Task Force.

The recommendation was to approve a three-year agreement with GEI Consultants, with two optional one-year extensions, for a maximum term of five years. The scope included watershed-wide monitoring (targeting up to three storms annually), in-lake monitoring for both lakes, laboratory contracting, data management, and preparation of ADA-compliant annual reports for posting to the Regional Board’s website.

Chair Magee called for questions. Hearing none, a motion to approve Item 6.C was made by Director Smith, seconded by Director Spiegel, and carried unanimously.

MOVED, to approve the following to oversee and implement the TMDL Compliance Monitoring Program for Lake Elsinore and Canyon Lake TMDL Task Force for Fiscal Years (FYs) 2026-2028:

1. General Services Agreement with GEI Consultants; and
2. Task Order No. GEI160-04 for an amount not-to-exceed \$880,801, (based upon annual amounts not to exceed \$284,966 for FY 2025-26, \$293,515 for FY 2026-27, and \$302,320 for FY 2027-28) for three years with an option to exercise a two-year extension.

Result:	Adopted (Unanimously)
Motion/Second:	Smith/Spiegel
Ayes:	Dennstedt, Magee, Morris, Smith, Spiegel
Nays:	None
Abstentions:	None
Absent:	None

7. ADMINISTRATOR'S COMMENTS

Rachel Gray expressed appreciation for the opportunity to serve as Administrator, thanked the Board for its trust, and affirmed SAWPA's commitment to supporting LESJWA during the transition. Chair Magee commended Mrs. Gray's performance and the positive changes she brought.

8. DIRECTORS' COMMENTS

Director Dennstedt suggested a future meeting with the Regional Water Board to maintain strong relationships with its members, noting recent appointments and the importance of collaboration without excessive cost. Chair Magee agreed with the suggestion.

9. CLOSED SESSION – REMOVED FROM AGENDA

10. CLOSED SESSION REPORT – REMOVED FROM AGENDA

11. ADJOURNMENT

There being no further business for review, Chairman Robert Magee adjourned the meeting at 4:50 p.m.

Approved at a Regular Meeting of the Lake Elsinore and San Jacinto Watersheds Authority Board of Directors on Thursday, August 21, 2025.

Robert Magee, Chair

Attest:

Zyanya Ramirez, Serves as Clerk to the Board

Lake Elsinore and San Jacinto Watersheds Authority

FINANCIAL STATEMENTS

January 2025

LAKE ELSINORE & SAN JACINTO WATERSHEDS AUTHORITY
CASH FLOW STATEMENT
AS OF 01/31/2025

Balance as of 12/31/2024		\$ 535,726.41
Funds Received		
Deposits:		
LAIF Interest		3,995.79
Open - Grant Invoices		
Open - Member & Other Contributions		
City of Hemet	\$45,835.00	
City of Menifee	\$97,862.00	
City of Wildomar	\$25,820.00	
WRCAC	\$1,500.00	
Total Due LESJWA	<u>\$171,017.00</u>	
Disbursement List - January 2025		<u>\$ (33,900.51)</u>
Funds Available as of 01/31/2025		<u>\$ 505,821.69</u>
Funds Available:		
Checking		\$ 158,258.05
LAIF*		\$ 347,563.64
Total		<u>\$ 505,821.69</u>

* Balance Sheet number for LAIF includes an adjustment to the market value of LAIF assets required by GASB

Lake Elsinore San Jacinto Watersheds Authority
LE/CL TMDL Invoice History
FYE 2019 - 2025
as of January 31, 2025

Agency	FY 2018-19	FY 2019-20	FY 2020-21	FY 2021-22	FY 2022-23	FY2023-24	FY2024-25
March ARB	27,890.00	32,863.00	36,460.00	33,216.00	38,751.00	34,425.00	34,329.00
CalTrans	29,996.00	34,286.00	37,651.00	32,757.00	39,848.00	33,721.00	33,625.00
City of Beaumont	14,160.00	28,251.00	28,935.00	27,070.00	32,082.00	28,056.00	27,960.00
City of Canyon Lake	28,780.00	33,754.00	37,787.00	34,393.00	40,695.00	36,069.00	35,973.00
City of Hemet	29,084.00	41,830.00	46,261.00	42,139.00	50,858.00	45,931.00	45,835.00
City of Lake Elsinore	28,521.00	33,361.00	34,071.00	31,795.00	35,573.00	33,046.00	32,950.00
City of Menifee	112,252.00	86,846.00	92,189.00	82,180.00	106,785.00	97,958.00	97,862.00
City of Moreno Valley	144,495.00	80,826.00	83,847.00	63,927.00	91,977.00	73,550.00	73,454.00
City of Murrieta	22,796.00	30,774.00	34,433.00	32,988.00	38,102.00	34,075.00	33,979.00
City of Perris	66,775.00	50,792.00	54,723.00	40,792.00	56,560.00	42,033.00	41,937.00
City of Riverside	24,896.00	26,751.00	28,635.00	27,070.00	32,082.00	28,056.00	27,960.00
City of San Jacinto	27,296.00	26,751.00	27,435.00	27,970.00	32,082.00	28,656.00	28,560.00
City of Wildomar	21,872.00	31,578.00	30,945.00	25,060.00	32,376.00	26,065.00	25,820.00
County of Riverside	76,601.00	81,634.00	88,734.00	83,361.00	114,620.00	112,093.00	111,997.00
Dept of Fish and Game	16,818.00	26,751.00	27,435.00	25,570.00	29,082.00	26,556.00	26,460.00
Eastern Municipal Water District	16,222.00	23,496.00	26,935.00	25,570.00	29,082.00	26,556.00	26,460.00
Elsinore Valley Municipal Water District	12,626.00	24,934.00	29,881.00	26,946.00	30,411.00	27,401.00	27,348.00
March JPA	24,596.00	31,006.00	34,412.00	32,968.00	38,071.00	34,045.00	33,949.00
San Jacinto Agricultural Operators	37,999.65	38,927.00	27,767.00	14,382.00	29,915.00	28,067.00	27,997.00
San Jacinto Dairy & CAFO Operators	2,700.00	2,850.00	-	-	3,000.00	1,500.00	1,500.00
Total	766,375.65	768,261.00	808,536.00	710,154.00	901,952.00	797,859.00	795,955.00
Total Paid Contributions	766,375.65	768,261.00	808,536.00	710,154.00	901,952.00	797,859.00	624,938.00
Total Outstanding Contributions	-	-	-	-	-	-	-
Total Outstanding Contributions							
City of Hemet							45,835.00
City of Menifee							97,862.00
City of Wildomar							25,820.00
San Jacinto Dairy & CAFO Operators							1,500.00
							-
Total Outstanding All Years	-	-	-	-	-	-	171,017.00

Lake Elsinore/San Jacinto Watershed Authority
Statement of Net Assets
For the Seven Months Ending Friday, January 31, 2025

Assets

Checking - US Bank	\$158,258.05
L.A.I.F.	347,563.64
Accounts Receivable	171,017.00
Total Assets	<u>\$676,838.69</u>

Liabilities

Accounts Payable	74,141.31
Total Liabilities	<u>\$74,141.31</u>

Retained Earnings	183,978.75
-------------------	------------

Excess Revenue over (under) Expenditures	<u>\$418,718.63</u>
--	---------------------

Total Net Assets	<u>\$602,697.38</u>
------------------	---------------------

Total Liabilities and Net Assets	<u>\$676,838.69</u>
----------------------------------	---------------------

Lake Elsinore/San Jacinto Watershed Authority
Revenues, Expenses and Changes in Net Assets
For the Seven Months Ending Friday, January 31, 2025

	Period Actual	YTD Actual	Annual Budget	% Used	Budget Variance
Revenues					
LAIF Interest	\$3,995.79	\$8,021.15	\$1,650.00	486.13%	(\$6,371.15)
Valuation Income - LAIF	0.00	1,234.34	0.00	0.00%	(1,234.34)
Member Agency Contributions	0.00	298,268.00	298,268.00	100.00%	0.00
Other Agency Contributions	0.00	607,687.00	665,692.00	91.29%	58,005.00
Total Revenues	\$3,995.79	\$915,210.49	\$965,610.00	94.78%	\$50,399.51
Expenses					
Salaries - Regular	4,625.51	38,367.39	62,500.00	61.39%	24,132.61
Payroll Burden	1,683.69	13,965.75	22,750.00	61.39%	8,784.25
Overhead	7,567.33	62,769.03	102,250.00	61.39%	39,480.97
Audit Fees	625.00	4,423.00	6,200.00	71.34%	1,777.00
Consulting - General	7,240.00	365,069.42	433,334.00	84.25%	68,264.58
Other Professional Services	6,700.00	6,700.00	0.00	0.00%	(6,700.00)
Other Contract Services	0.00	0.00	230,676.00	0.00%	230,676.00
LEAMS Offset Credit License	0.00	0.00	112,500.00	0.00%	112,500.00
Legal Fees	0.00	1,637.00	1,100.00	148.82%	(537.00)
Meeting & Conference Expense	376.37	524.84	0.00	0.00%	(524.84)
Bank Charges	0.00	0.00	1,000.00	0.00%	1,000.00
Shipping & Postage	0.00	0.00	50.00	0.00%	50.00
Office Supplies	0.00	0.00	60.00	0.00%	60.00
Other Expense	0.00	0.00	400.00	0.00%	400.00
Insurance Expense	0.00	2,676.00	3,000.00	89.20%	324.00
Interest Expense	214.33	359.43	200.00	179.72%	(159.43)
Total Expenditures	\$29,032.23	\$496,491.86	\$976,020.00	50.87%	\$479,528.14
Excess Revenue over (under) Expenditures	(\$25,036.44)	\$418,718.63	(\$10,410.00)	-4022.27%	(\$429,128.63)

Lake Elsinore San Jacinto Watersheds Authority
Revenues, Expenses and Changes in Net Assets by Project
For the Month Ending January 31, 2025

	JPA Administration	TMDL Task Force	Total	Budget	% Used	Budget Variance
Revenues						
LAIF Interest	8,021.15		8,021.15	1,650.00	486.13%	(6,371.15)
Member Agency Contributions	90,000.00	208,268.00	298,268.00	298,268.00	100.00%	-
Other Agency Contributions	20,000.00	587,687.00	607,687.00	665,692.00	91.29%	58,005.00
Miscellaneous Revenue			-	-	100.00%	-
Total Revenues	\$ 118,021.15	\$ 795,955.00	\$ 913,976.15	\$ 965,610.00	94.65%	\$ 51,633.85
Expenditures						
Salaries	\$ 25,577.53	\$ 12,789.86	\$ 38,367.39	\$ 62,500.00	61.39%	\$ 24,132.61
Benefits	9,310.23	4,655.52	13,965.75	22,750.00	61.39%	8,784.25
Indirect Costs	41,844.83	20,924.20	62,769.03	102,250.00	61.39%	39,480.97
Audit Fees	4,423.00		4,423.00	6,200.00	71.34%	1,777.00
Consulting	49,739.20	315,330.22	365,069.42	433,334.00	84.25%	68,264.58
Other Contract Services		6,700.00	6,700.00	230,676.00	0.00%	223,976.00
Legal Fees	1,637.00		1,637.00	1,100.00	148.82%	(537.00)
Contributions			-	-	0.00%	-
Meeting & Conference Expense	480.35	44.49	524.84	-	0.00%	(524.84)
Bank Charges			-	1,000.00	0.00%	1,000.00
Shipping & Postage			-	50.00	0.00%	50.00
Other Expense			-	400.00	0.00%	400.00
LEAMS Excess Offset Credit			-	112,500.00	0.00%	112,500.00
Insurance Expense	2,676.00		2,676.00	3,000.00	89.20%	324.00
Office Supplies				60.00	0.00%	60.00
Interest Expense	359.43		359.43	200.00	179.72%	(159.43)
Total Expenditures	\$ 136,047.57	\$ 360,444.29	\$ 496,491.86	\$ 976,020.00	50.87%	\$ 479,528.14
Excess Revenue over (under) Expenditures	\$ (18,026.42)	\$ 435,510.71	\$ 417,484.29	\$ (10,410.00)	100.00%	\$ (427,894.29)
Cash Balance @ 01/31/2025	\$ 38,486.88	\$ 467,334.81	\$ 505,821.69			

**Lake Elsinore San Jacinto
Watershed Authority
Disbursements
January 2025**

Check #	Check Date	Type	Vendor	Check Amount
EFT597	1/9/2025	CHK	GEI Consultants	\$ 6,210.00
EFT598	1/16/2025	CHK	Santa Ana Watershed Project Authority	\$ 13,160.51
EFT599	1/16/2025	CHK	DeGrave Communications	\$ 1,350.00
EFT600	1/16/2025	CHK	Kahn, Soares & Conway, LLP	\$ 5,800.00
EFT601	1/16/2025	CHK	Be Accessible, Inc.	\$ 3,350.00
EFT602	1/30/2025	CHK	Tom Dodson & Associates	\$ 680.00
EFT603	1/30/2025	CHK	Be Accessible, Inc.	\$ 3,350.00
Total Disbursements January 2025				<u>\$ 33,900.51</u>

Page Intentionally Blank

Lake Elsinore and San Jacinto Watersheds Authority

FINANCIAL STATEMENTS

February 2025

LAKE ELSINORE & SAN JACINTO WATERSHEDS AUTHORITY
CASH FLOW STATEMENT
AS OF 02/28/2025

Balance as of 01/31/2025	\$ 505,821.69
---------------------------------	---------------

Funds Received

Deposits:

City of Menifee	97,862.00
City of Wildomar	25,820.00

Open - Grant Invoices

Open - Member & Other Contributions

City of Hemet	\$45,835.00	
WRCAC	\$1,500.00	
Total Due LESJWA	\$47,335.00	

Disbursement List - February 2025	\$ (74,141.31)
--	----------------

Funds Available as of 02/28/2025	\$ 555,362.38
---	---------------

Funds Available:

Checking	\$ 207,798.74
LAIF*	\$ 347,563.64
Total	\$ 555,362.38

* Balance Sheet number for LAIF includes an adjustment to the market value of LAIF assets required by GASB

Lake Elsinore San Jacinto Watersheds Authority
LE/CL TMDL Invoice History
FYE 2019 - 2025
as of February 28, 2025

Agency	FY 2018-19	FY 2019-20	FY 2020-21	FY 2021-22	FY 2022-23	FY2023-24	FY2024-25
March ARB	27,890.00	32,863.00	36,460.00	33,216.00	38,751.00	34,425.00	34,329.00
CalTrans	29,996.00	34,286.00	37,651.00	32,757.00	39,848.00	33,721.00	33,625.00
City of Beaumont	14,160.00	28,251.00	28,935.00	27,070.00	32,082.00	28,056.00	27,960.00
City of Canyon Lake	28,780.00	33,754.00	37,787.00	34,393.00	40,695.00	36,069.00	35,973.00
City of Hemet	29,084.00	41,830.00	46,261.00	42,139.00	50,858.00	45,931.00	45,835.00
City of Lake Elsinore	28,521.00	33,361.00	34,071.00	31,795.00	35,573.00	33,046.00	32,950.00
City of Menifee	112,252.00	86,846.00	92,189.00	82,180.00	106,785.00	97,958.00	97,862.00
City of Moreno Valley	144,495.00	80,826.00	83,847.00	63,927.00	91,977.00	73,550.00	73,454.00
City of Murrieta	22,796.00	30,774.00	34,433.00	32,988.00	38,102.00	34,075.00	33,979.00
City of Perris	66,775.00	50,792.00	54,723.00	40,792.00	56,560.00	42,033.00	41,937.00
City of Riverside	24,896.00	26,751.00	28,635.00	27,070.00	32,082.00	28,056.00	27,960.00
City of San Jacinto	27,296.00	26,751.00	27,435.00	27,970.00	32,082.00	28,656.00	28,560.00
City of Wildomar	21,872.00	31,578.00	30,945.00	25,060.00	32,376.00	26,065.00	25,820.00
County of Riverside	76,601.00	81,634.00	88,734.00	83,361.00	114,620.00	112,093.00	111,997.00
Dept of Fish and Game	16,818.00	26,751.00	27,435.00	25,570.00	29,082.00	26,556.00	26,460.00
Eastern Municipal Water District	16,222.00	23,496.00	26,935.00	25,570.00	29,082.00	26,556.00	26,460.00
Elsinore Valley Municipal Water District	12,626.00	24,934.00	29,881.00	26,946.00	30,411.00	27,401.00	27,348.00
March JPA	24,596.00	31,006.00	34,412.00	32,968.00	38,071.00	34,045.00	33,949.00
San Jacinto Agricultural Operators	37,999.65	38,927.00	27,767.00	14,382.00	29,915.00	28,067.00	27,997.00
San Jacinto Dairy & CAFO Operators	2,700.00	2,850.00	-	-	3,000.00	1,500.00	1,500.00
Total	766,375.65	768,261.00	808,536.00	710,154.00	901,952.00	797,859.00	795,955.00
Total Paid Contributions	766,375.65	768,261.00	808,536.00	710,154.00	901,952.00	797,859.00	748,620.00
Total Outstanding Contributions	-	-	-	-	-	-	-
Total Outstanding Contributions							
City of Hemet							45,835.00
San Jacinto Dairy & CAFO Operators							1,500.00
							-
Total Outstanding All Years	-	-	-	-	-	-	47,335.00

Lake Elsinore/San Jacinto Watershed Authority
Statement of Net Assets
For the Eight Months Ending Friday, February 28, 2025

Assets

Checking - US Bank	\$207,798.74
L.A.I.F.	347,563.64
Accounts Receivable	47,335.00
Total Assets	<u>\$602,697.38</u>

Liabilities

Accounts Payable	29,547.41
Total Liabilities	<u>\$29,547.41</u>

Retained Earnings	183,978.75
Excess Revenue over (under) Expenditures	<u>\$389,171.22</u>
Total Net Assets	<u>\$573,149.97</u>
Total Liabilities and Net Assets	<u><u>\$602,697.38</u></u>

Lake Elsinore/San Jacinto Watershed Authority
Revenues, Expenses and Changes in Net Assets
For the Eight Months Ending Friday, February 28, 2025

	Period Actual	YTD Actual	Annual Budget	% Used	Budget Variance
Revenues					
LAIF Interest	\$0.00	\$8,021.15	\$1,650.00	486.13%	(\$6,371.15)
Valuation Income - LAIF	0.00	1,234.34	0.00	0.00%	(1,234.34)
Member Agency Contributions	0.00	298,268.00	298,268.00	100.00%	0.00
Other Agency Contributions	0.00	607,687.00	665,692.00	91.29%	58,005.00
Total Revenues	\$0.00	\$915,210.49	\$965,610.00	94.78%	\$50,399.51
Expenses					
Salaries - Regular	4,620.93	42,988.32	62,500.00	68.78%	19,511.68
Payroll Burden	1,682.01	15,647.76	22,750.00	68.78%	7,102.24
Overhead	7,559.85	70,328.88	102,250.00	68.78%	31,921.12
Audit Fees	940.00	5,363.00	6,200.00	86.50%	837.00
Consulting - General	11,134.62	379,814.04	433,334.00	87.65%	53,519.96
Other Professional Services	0.00	6,700.00	0.00	0.00%	(6,700.00)
Other Contract Services	0.00	0.00	230,676.00	0.00%	230,676.00
LEAMS Offset Credit License	0.00	0.00	112,500.00	0.00%	112,500.00
Legal Fees	0.00	1,637.00	1,100.00	148.82%	(537.00)
Meeting & Conference Expense	0.00	524.84	0.00	0.00%	(524.84)
Bank Charges	0.00	0.00	1,000.00	0.00%	1,000.00
Shipping & Postage	0.00	0.00	50.00	0.00%	50.00
Office Supplies	0.00	0.00	60.00	0.00%	60.00
Other Expense	0.00	0.00	400.00	0.00%	400.00
Insurance Expense	0.00	2,676.00	3,000.00	89.20%	324.00
Interest Expense	0.00	359.43	200.00	179.72%	(159.43)
Total Expenditures	\$25,937.41	\$526,039.27	\$976,020.00	53.90%	\$449,980.73
Excess Revenue over (under) Expenditures	(\$25,937.41)	\$389,171.22	(\$10,410.00)	-3738.44%	(\$399,581.22)

Lake Elsinore San Jacinto Watersheds Authority
Revenues, Expenses and Changes in Net Assets by Project
For the Month Ending February 28, 2025

	JPA Administration	TMDL Task Force	Total	Budget	% Used	Budget Variance
Revenues						
LAIF Interest	8,021.15		8,021.15	1,650.00	486.13%	(6,371.15)
Member Agency Contributions	90,000.00	208,268.00	298,268.00	298,268.00	100.00%	-
Other Agency Contributions	20,000.00	587,687.00	607,687.00	665,692.00	91.29%	58,005.00
Miscellaneous Revenue			-	-	100.00%	-
Total Revenues	\$ 118,021.15	\$ 795,955.00	\$ 913,976.15	\$ 965,610.00	94.65%	\$ 51,633.85
Expenditures						
Salaries	\$ 28,734.41	\$ 14,253.91	\$ 42,988.32	\$ 62,500.00	68.78%	\$ 19,511.68
Benefits	10,459.33	5,188.43	15,647.76	22,750.00	68.78%	7,102.24
Indirect Costs	47,009.49	23,319.39	70,328.88	102,250.00	68.78%	31,921.12
Audit Fees	5,363.00		5,363.00	6,200.00	86.50%	837.00
Consulting	53,814.20	325,999.84	379,814.04	433,334.00	87.65%	53,519.96
Other Contract Services		6,700.00	6,700.00	230,676.00	0.00%	223,976.00
Legal Fees	1,637.00		1,637.00	1,100.00	148.82%	(537.00)
Contributions			-	-	0.00%	-
Meeting & Conference Expense	480.35	44.49	524.84	-	0.00%	(524.84)
Bank Charges			-	1,000.00	0.00%	1,000.00
Shipping & Postage			-	50.00	0.00%	50.00
Other Expense			-	400.00	0.00%	400.00
LEAMS Excess Offset Credit			-	112,500.00	0.00%	112,500.00
Insurance Expense	2,676.00		2,676.00	3,000.00	89.20%	324.00
Office Supplies				60.00	0.00%	60.00
Interest Expense	359.43		359.43	200.00	179.72%	(159.43)
Total Expenditures	\$ 150,533.21	\$ 375,506.06	\$ 526,039.27	\$ 976,020.00	53.90%	\$ 449,980.73
Excess Revenue over (under) Expenditures	\$ (32,512.06)	\$ 420,448.94	\$ 387,936.88	\$ (10,410.00)	100.00%	\$ (398,346.88)
Cash Balance @ 02/28/2025	\$ 22,965.99	\$ 532,396.39	\$ 555,362.38			

**Lake Elsinore San Jacinto
Watershed Authority
Disbursements
February 2025**

Check #	Check Date	Type	Vendor	Check Amount
EFT604	2/6/2025	CHK	Water Systems Consulting, Inc	\$ 6,875.00
EFT605	2/6/2025	CHK	Kahn, Soares & Conway, LLP	\$ 6,560.00
EFT606	2/13/2025	CHK	Santa Ana Watershed Project Authority	\$ 14,467.23
EFT607	2/13/2025	CHK	WSP USA Inc.	\$ 42,654.08
EFT608	2/13/2025	CHK	GEI Consultants	\$ 2,960.00
EFT609	2/27/2025	CHK	C.J. Brown & Company CPAs	\$ 625.00
Total Disbursements February 2025				<u>\$ 74,141.31</u>

Page Intentionally Blank

Lake Elsinore and San Jacinto Watersheds Authority

FINANCIAL STATEMENTS

March 2025

LAKE ELSINORE & SAN JACINTO WATERSHEDS AUTHORITY
CASH FLOW STATEMENT
AS OF 03/31/2025

Balance as of 02/28/2025	\$ 555,362.38
---------------------------------	---------------

Funds Received

Deposits:

City of Hemet	45,835.00
---------------	-----------

Open - Grant Invoices

Open - Member & Other Contributions

WRCAC		\$1,500.00
Total Due LESJWA		\$1,500.00

Disbursement List - March 2025	<u>\$ (120,712.93)</u>
---------------------------------------	------------------------

Funds Available as of 03/31/2025	<u>\$ 480,484.45</u>
---	-----------------------------

Funds Available:

Checking	\$ 132,920.81
LAIF*	\$ 347,563.64
Total	<u>\$ 480,484.45</u>

* Balance Sheet number for LAIF includes an adjustment to the market value of LAIF assets required by GASB

Lake Elsinore San Jacinto Watersheds Authority
LE/CL TMDL Invoice History
FYE 2019 - 2025
as of March 31, 2025

Agency	FY 2018-19	FY 2019-20	FY 2020-21	FY 2021-22	FY 2022-23	FY2023-24	FY2024-25
March ARB	27,890.00	32,863.00	36,460.00	33,216.00	38,751.00	34,425.00	34,329.00
CalTrans	29,996.00	34,286.00	37,651.00	32,757.00	39,848.00	33,721.00	33,625.00
City of Beaumont	14,160.00	28,251.00	28,935.00	27,070.00	32,082.00	28,056.00	27,960.00
City of Canyon Lake	28,780.00	33,754.00	37,787.00	34,393.00	40,695.00	36,069.00	35,973.00
City of Hemet	29,084.00	41,830.00	46,261.00	42,139.00	50,858.00	45,931.00	45,835.00
City of Lake Elsinore	28,521.00	33,361.00	34,071.00	31,795.00	35,573.00	33,046.00	32,950.00
City of Menifee	112,252.00	86,846.00	92,189.00	82,180.00	106,785.00	97,958.00	97,862.00
City of Moreno Valley	144,495.00	80,826.00	83,847.00	63,927.00	91,977.00	73,550.00	73,454.00
City of Murrieta	22,796.00	30,774.00	34,433.00	32,988.00	38,102.00	34,075.00	33,979.00
City of Perris	66,775.00	50,792.00	54,723.00	40,792.00	56,560.00	42,033.00	41,937.00
City of Riverside	24,896.00	26,751.00	28,635.00	27,070.00	32,082.00	28,056.00	27,960.00
City of San Jacinto	27,296.00	26,751.00	27,435.00	27,970.00	32,082.00	28,656.00	28,560.00
City of Wildomar	21,872.00	31,578.00	30,945.00	25,060.00	32,376.00	26,065.00	25,820.00
County of Riverside	76,601.00	81,634.00	88,734.00	83,361.00	114,620.00	112,093.00	111,997.00
Dept of Fish and Game	16,818.00	26,751.00	27,435.00	25,570.00	29,082.00	26,556.00	26,460.00
Eastern Municipal Water District	16,222.00	23,496.00	26,935.00	25,570.00	29,082.00	26,556.00	26,460.00
Elsinore Valley Municipal Water District	12,626.00	24,934.00	29,881.00	26,946.00	30,411.00	27,401.00	27,348.00
March JPA	24,596.00	31,006.00	34,412.00	32,968.00	38,071.00	34,045.00	33,949.00
San Jacinto Agricultural Operators	37,999.65	38,927.00	27,767.00	14,382.00	29,915.00	28,067.00	27,997.00
San Jacinto Dairy & CAFO Operators	2,700.00	2,850.00	-	-	3,000.00	1,500.00	1,500.00
Total	766,375.65	768,261.00	808,536.00	710,154.00	901,952.00	797,859.00	795,955.00
Total Paid Contributions	766,375.65	768,261.00	808,536.00	710,154.00	901,952.00	797,859.00	794,455.00
Total Outstanding Contributions	-	-	-	-	-	-	-
Total Outstanding Contributions							
San Jacinto Dairy & CAFO Operators							1,500.00
						-	
Total Outstanding All Years	-	-	-	-	-	-	1,500.00

Lake Elsinore/San Jacinto Watershed Authority
Statement of Net Assets
For the Nine Months Ending Monday, March 31, 2025

Assets

Checking - US Bank	\$132,920.81
L.A.I.F.	347,563.64
Accounts Receivable	<u>1,500.00</u>
Total Assets	<u><u>\$481,984.45</u></u>

Liabilities

Accounts Payable	<u>62,597.28</u>
Total Liabilities	<u>\$62,597.28</u>

Retained Earnings	183,978.75
-------------------	------------

Excess Revenue over (under) Expenditures	<u>\$235,408.42</u>
--	---------------------

Total Net Assets	<u>\$419,387.17</u>
------------------	---------------------

Total Liabilities and Net Assets	<u><u>\$481,984.45</u></u>
----------------------------------	----------------------------

Lake Elsinore/San Jacinto Watershed Authority
Revenues, Expenses and Changes in Net Assets
For the Nine Months Ending Monday, March 31, 2025

	Period Actual	YTD Actual	Annual Budget	% Used	Budget Variance
Revenues					
LAIF Interest	\$0.00	\$8,021.15	\$1,650.00	486.13%	(\$6,371.15)
Valuation Income - LAIF	0.00	1,234.34	0.00	0.00%	(1,234.34)
Member Agency Contributions	0.00	298,268.00	298,268.00	100.00%	0.00
Other Agency Contributions	0.00	607,687.00	665,692.00	91.29%	58,005.00
Total Revenues	\$0.00	\$915,210.49	\$965,610.00	94.78%	\$50,399.51
Expenses					
Salaries - Regular	2,577.70	45,566.02	62,500.00	72.91%	16,933.98
Payroll Burden	938.29	16,586.05	22,750.00	72.91%	6,163.95
Overhead	4,217.11	74,545.99	102,250.00	72.91%	27,704.01
Audit Fees	0.00	5,363.00	6,200.00	86.50%	837.00
Consulting - General	139,655.02	525,635.06	433,334.00	121.30%	(92,301.06)
Other Professional Services	0.00	6,700.00	0.00	0.00%	(6,700.00)
Other Contract Services	0.00	0.00	230,676.00	0.00%	230,676.00
LEAMS Offset Credit License	0.00	0.00	112,500.00	0.00%	112,500.00
Legal Fees	0.00	1,637.00	1,100.00	148.82%	(537.00)
Meeting & Conference Expense	94.08	618.92	0.00	0.00%	(618.92)
Bank Charges	0.00	0.00	1,000.00	0.00%	1,000.00
Shipping & Postage	0.00	0.00	50.00	0.00%	50.00
Office Supplies	0.00	0.00	60.00	0.00%	60.00
Other Expense	114.60	114.60	400.00	28.65%	285.40
Insurance Expense	0.00	2,676.00	3,000.00	89.20%	324.00
Interest Expense	0.00	359.43	200.00	179.72%	(159.43)
Total Expenditures	\$147,596.80	\$679,802.07	\$976,020.00	69.65%	\$296,217.93
Excess Revenue over (under) Expenditures	(\$147,596.80)	\$235,408.42	(\$10,410.00)	-2261.37%	(\$245,818.42)

Lake Elsinore San Jacinto Watersheds Authority
Revenues, Expenses and Changes in Net Assets by Project
For the Month Ending March 31, 2025

	JPA Administration	TMDL Task Force	Total	Budget	% Used	Budget Variance
Revenues						
LAIF Interest	8,021.15		8,021.15	1,650.00	486.13%	(6,371.15)
Member Agency Contributions	90,000.00	208,268.00	298,268.00	298,268.00	100.00%	-
Other Agency Contributions	20,000.00	587,687.00	607,687.00	665,692.00	91.29%	58,005.00
Miscellaneous Revenue			-	-	100.00%	-
Total Revenues	\$ 118,021.15	\$ 795,955.00	\$ 913,976.15	\$ 965,610.00	94.65%	\$ 51,633.85
Expenditures						
Salaries	\$ 30,648.66	\$ 14,917.36	\$ 45,566.02	\$ 62,500.00	72.91%	\$ 16,933.98
Benefits	11,156.12	5,429.93	16,586.05	22,750.00	72.91%	6,163.95
Indirect Costs	50,141.20	24,404.79	74,545.99	102,250.00	72.91%	27,704.01
Audit Fees	5,363.00		5,363.00	6,200.00	86.50%	837.00
Consulting	67,114.45	458,520.61	525,635.06	433,334.00	121.30%	(92,301.06)
Other Contract Services		6,700.00	6,700.00	230,676.00	0.00%	223,976.00
Legal Fees	1,637.00		1,637.00	1,100.00	148.82%	(537.00)
Contributions			-	-	0.00%	-
Meeting & Conference Expense	480.35	138.57	618.92	-	0.00%	(618.92)
Bank Charges			-	1,000.00	0.00%	1,000.00
Shipping & Postage			-	50.00	0.00%	50.00
Other Expense	114.60		114.60	400.00	28.65%	285.40
LEAMS Excess Offset Credit			-	112,500.00	0.00%	112,500.00
Insurance Expense	2,676.00		2,676.00	3,000.00	89.20%	324.00
Office Supplies				60.00	0.00%	60.00
Interest Expense	359.43		359.43	200.00	179.72%	(159.43)
Total Expenditures	\$ 169,690.81	\$ 510,111.26	\$ 679,802.07	\$ 976,020.00	69.65%	\$ 296,217.93
Excess Revenue over (under) Expenditures	\$ (51,669.66)	\$ 285,843.74	\$ 234,174.08	\$ (10,410.00)	100.00%	\$ (244,584.08)
Cash Balance @ 03/31/2025	\$ 8,480.35	\$ 472,004.10	\$ 480,484.45			

**Lake Elsinore San Jacinto
Watershed Authority
Disbursements
March 2025**

Check #	Check Date	Type	Vendor	Check Amount
EFT610	3/13/2025	CHK	Santa Ana Watershed Project Authority	\$ 13,862.79
EFT611	3/13/2025	CHK	DeGrave Communications	\$ 1,650.00
EFT612	3/13/2025	CHK	Kahn, Soares & Conway, LLP	\$ 8,709.62
EFT613	3/20/2025	CHK	DeGrave Communications	\$ 2,425.00
EFT614	3/20/2025	CHK	C.J. Brown & Company CPAs	\$ 940.00
EFT615	3/20/2025	CHK	GEI Consultants	\$ 1,960.00
EFT616	3/27/2025	CHK	Tom Dodson & Associates	\$ 490.00
EFT617	3/27/2025	CHK	AquaTechnex LLC	\$ 90,675.52
Total Disbursements March 2025				<u>\$ 120,712.93</u>

Page Intentionally Blank

Lake Elsinore and San Jacinto Watersheds Authority

FINANCIAL STATEMENTS

April 2025

LAKE ELSINORE & SAN JACINTO WATERSHEDS AUTHORITY
CASH FLOW STATEMENT
AS OF 04/30/2025

Balance as of 03/31/2025	\$	480,484.45
---------------------------------	----	------------

Funds Received

Deposits:

LAIF Interest		3,830.11
---------------	--	----------

Open - Grant Invoices

Open - Member & Other Contributions

WRCAC		\$1,500.00
Total Due LESJWA		\$1,500.00

Disbursement List - April 2025	\$	(49,901.03)
---------------------------------------	----	-------------

Funds Available as of 04/30/2025	\$	434,413.53
---	----	-------------------

Funds Available:

Checking	\$	83,019.78
LAIF*	\$	351,393.75
Total	\$	434,413.53

* Balance Sheet number for LAIF includes an adjustment to the market value of LAIF assets required by GASB

Lake Elsinore San Jacinto Watersheds Authority
LE/CL TMDL Invoice History
FYE 2019 - 2025
as of April 30, 2025

Agency	FY 2018-19	FY 2019-20	FY 2020-21	FY 2021-22	FY 2022-23	FY2023-24	FY2024-25
March ARB	27,890.00	32,863.00	36,460.00	33,216.00	38,751.00	34,425.00	34,329.00
CalTrans	29,996.00	34,286.00	37,651.00	32,757.00	39,848.00	33,721.00	33,625.00
City of Beaumont	14,160.00	28,251.00	28,935.00	27,070.00	32,082.00	28,056.00	27,960.00
City of Canyon Lake	28,780.00	33,754.00	37,787.00	34,393.00	40,695.00	36,069.00	35,973.00
City of Hemet	29,084.00	41,830.00	46,261.00	42,139.00	50,858.00	45,931.00	45,835.00
City of Lake Elsinore	28,521.00	33,361.00	34,071.00	31,795.00	35,573.00	33,046.00	32,950.00
City of Menifee	112,252.00	86,846.00	92,189.00	82,180.00	106,785.00	97,958.00	97,862.00
City of Moreno Valley	144,495.00	80,826.00	83,847.00	63,927.00	91,977.00	73,550.00	73,454.00
City of Murrieta	22,796.00	30,774.00	34,433.00	32,988.00	38,102.00	34,075.00	33,979.00
City of Perris	66,775.00	50,792.00	54,723.00	40,792.00	56,560.00	42,033.00	41,937.00
City of Riverside	24,896.00	26,751.00	28,635.00	27,070.00	32,082.00	28,056.00	27,960.00
City of San Jacinto	27,296.00	26,751.00	27,435.00	27,970.00	32,082.00	28,656.00	28,560.00
City of Wildomar	21,872.00	31,578.00	30,945.00	25,060.00	32,376.00	26,065.00	25,820.00
County of Riverside	76,601.00	81,634.00	88,734.00	83,361.00	114,620.00	112,093.00	111,997.00
Dept of Fish and Game	16,818.00	26,751.00	27,435.00	25,570.00	29,082.00	26,556.00	26,460.00
Eastern Municipal Water District	16,222.00	23,496.00	26,935.00	25,570.00	29,082.00	26,556.00	26,460.00
Elsinore Valley Municipal Water District	12,626.00	24,934.00	29,881.00	26,946.00	30,411.00	27,401.00	27,348.00
March JPA	24,596.00	31,006.00	34,412.00	32,968.00	38,071.00	34,045.00	33,949.00
San Jacinto Agricultural Operators	37,999.65	38,927.00	27,767.00	14,382.00	29,915.00	28,067.00	27,997.00
San Jacinto Dairy & CAFO Operators	2,700.00	2,850.00	-	-	3,000.00	1,500.00	1,500.00
Total	766,375.65	768,261.00	808,536.00	710,154.00	901,952.00	797,859.00	795,955.00
Total Paid Contributions	766,375.65	768,261.00	808,536.00	710,154.00	901,952.00	797,859.00	794,455.00
Total Outstanding Contributions	-	-	-	-	-	-	-
Total Outstanding Contributions							
San Jacinto Dairy & CAFO Operators							1,500.00
						-	
Total Outstanding All Years	-	-	-	-	-	-	1,500.00

Lake Elsinore/San Jacinto Watershed Authority
Statement of Net Assets
For the Ten Months Ending Wednesday, April 30, 2025

Assets

Checking - US Bank	\$83,019.78
L.A.I.F.	351,393.75
Accounts Receivable	<u>1,500.00</u>
Total Assets	<u><u>\$435,913.53</u></u>

Liabilities

Accounts Payable	<u>32,730.59</u>
Total Liabilities	<u>\$32,730.59</u>

Retained Earnings	183,978.75
Excess Revenue over (under) Expenditures	<u>\$219,204.19</u>
Total Net Assets	<u>\$403,182.94</u>
Total Liabilities and Net Assets	<u><u>\$435,913.53</u></u>

Lake Elsinore/San Jacinto Watershed Authority
Revenues, Expenses and Changes in Net Assets
For the Ten Months Ending Wednesday, April 30, 2025

	Period Actual	YTD Actual	Annual Budget	% Used	Budget Variance
Revenues					
LAIF Interest	\$3,830.11	\$11,851.26	\$1,650.00	718.26%	(\$10,201.26)
Valuation Income - LAIF	0.00	1,234.34	0.00	0.00%	(1,234.34)
Member Agency Contributions	0.00	298,268.00	298,268.00	100.00%	0.00
Other Agency Contributions	0.00	607,687.00	665,692.00	91.29%	58,005.00
Total Revenues	\$3,830.11	\$919,040.60	\$965,610.00	95.18%	\$46,569.40
Expenses					
Salaries - Regular	121.74	45,687.76	62,500.00	73.10%	16,812.24
Payroll Burden	44.31	16,630.36	22,750.00	73.10%	6,119.64
Overhead	199.17	74,745.16	102,250.00	73.10%	27,504.84
Audit Fees	630.00	5,993.00	6,200.00	96.66%	207.00
Consulting - General	18,762.50	544,397.56	433,334.00	125.63%	(111,063.56)
Other Professional Services	0.00	6,700.00	0.00	0.00%	(6,700.00)
Other Contract Services	0.00	0.00	230,676.00	0.00%	230,676.00
LEAMS Offset Credit License	0.00	0.00	112,500.00	0.00%	112,500.00
Legal Fees	0.00	1,637.00	1,100.00	148.82%	(537.00)
Meeting & Conference Expense	97.96	716.88	0.00	0.00%	(716.88)
Bank Charges	0.00	0.00	1,000.00	0.00%	1,000.00
Shipping & Postage	0.00	0.00	50.00	0.00%	50.00
Office Supplies	0.00	0.00	60.00	0.00%	60.00
Other Expense	69.65	184.25	400.00	46.06%	215.75
Insurance Expense	0.00	2,676.00	3,000.00	89.20%	324.00
Interest Expense	109.01	468.44	200.00	234.22%	(268.44)
Total Expenditures	\$20,034.34	\$699,836.41	\$976,020.00	71.70%	\$276,183.59
Excess Revenue over (under) Expenditures	(\$16,204.23)	\$219,204.19	(\$10,410.00)	-2105.71%	(\$229,614.19)

Lake Elsinore San Jacinto Watersheds Authority
Revenues, Expenses and Changes in Net Assets by Project
For the Month Ending April 30, 2025

	JPA Administration	TMDL Task Force	Total	Budget	% Used	Budget Variance
Revenues						
LAIF Interest	11,851.26		11,851.26	1,650.00	718.26%	(10,201.26)
Member Agency Contributions	90,000.00	208,268.00	298,268.00	298,268.00	100.00%	-
Other Agency Contributions	20,000.00	587,687.00	607,687.00	665,692.00	91.29%	58,005.00
Miscellaneous Revenue			-	-	100.00%	-
Total Revenues	\$ 121,851.26	\$ 795,955.00	\$ 917,806.26	\$ 965,610.00	95.05%	\$ 47,803.74
Expenditures						
Salaries	\$ 30,648.66	\$ 15,039.10	\$ 45,687.76	\$ 62,500.00	73.10%	\$ 16,812.24
Benefits	11,156.12	5,474.24	16,630.36	22,750.00	73.10%	6,119.64
Indirect Costs	50,141.20	24,603.96	74,745.16	102,250.00	73.10%	27,504.84
Audit Fees	5,993.00		5,993.00	6,200.00	96.66%	207.00
Consulting	69,151.95	475,245.61	544,397.56	433,334.00	125.63%	(111,063.56)
Other Contract Services		6,700.00	6,700.00	230,676.00	0.00%	223,976.00
Legal Fees	1,637.00		1,637.00	1,100.00	148.82%	(537.00)
Contributions			-	-	0.00%	-
Meeting & Conference Expense	578.31	138.57	716.88	-	0.00%	(716.88)
Bank Charges			-	1,000.00	0.00%	1,000.00
Shipping & Postage			-	50.00	0.00%	50.00
Other Expense	184.25		184.25	400.00	46.06%	215.75
LEAMS Excess Offset Credit			-	112,500.00	0.00%	112,500.00
Insurance Expense	2,676.00		2,676.00	3,000.00	89.20%	324.00
Office Supplies				60.00	0.00%	60.00
Interest Expense	468.44		468.44	200.00	234.22%	(268.44)
Total Expenditures	\$ 172,634.93	\$ 527,201.48	\$ 699,836.41	\$ 976,020.00	71.70%	\$ 276,183.59
Excess Revenue over (under) Expenditures	\$ (50,783.67)	\$ 268,753.52	\$ 217,969.85	\$ (10,410.00)	100.00%	\$ (228,379.85)
Cash Balance @ 04/30/2025	\$ 1,439.11	\$ 432,974.42	\$ 434,413.53			

**Lake Elsinore San Jacinto
Watershed Authority
Disbursements
April 2025**

Check #	Check Date	Type	Vendor	Check Amount
EFT618	4/3/2025	CHK	AquaTechnex LLC	\$ 29,500.00
EFT619	4/3/2025	CHK	Water Systems Consulting, Inc	\$ 1,750.75
EFT620	4/10/2025	CHK	GEI Consultants	\$ 3,925.25
EFT621	4/17/2025	CHK	DeGrave Communications	\$ 3,263.25
EFT622	4/17/2025	CHK	Kahn, Soares & Conway, LLP	\$ 3,520.00
EFT623	4/24/2025	CHK	Santa Ana Watershed Project Authority	\$ 7,941.78
Total Disbursements April 2025				<u>\$ 49,901.03</u>

Page Intentionally Blank

Lake Elsinore and San Jacinto Watersheds Authority

FINANCIAL STATEMENTS

May 2025

LAKE ELSINORE & SAN JACINTO WATERSHEDS AUTHORITY
CASH FLOW STATEMENT
AS OF 05/31/2025

Balance as of 04/30/2025 \$ 434,413.53

Funds Received

Deposits:

Open - Grant Invoices

Open - Member & Other Contributions

Total Due LESJWA \$0.00

Disbursement List - May 2025 \$ (20,685.59)

Funds Available as of 05/31/2025 **\$ 413,727.94**

Funds Available:

 Checking \$ 62,334.19

 LAIF* \$ 351,393.75

Total **\$ 413,727.94**

* Balance Sheet number for LAIF includes an adjustment to the market value of LAIF assets required by GASB

Lake Elsinore San Jacinto Watersheds Authority
LE/CL TMDL Invoice History
FYE 2019 - 2025
as of May 31, 2025

Agency	FY 2018-19	FY 2019-20	FY 2020-21	FY 2021-22	FY 2022-23	FY2023-24	FY2024-25
March ARB	27,890.00	32,863.00	36,460.00	33,216.00	38,751.00	34,425.00	34,329.00
CalTrans	29,996.00	34,286.00	37,651.00	32,757.00	39,848.00	33,721.00	33,625.00
City of Beaumont	14,160.00	28,251.00	28,935.00	27,070.00	32,082.00	28,056.00	27,960.00
City of Canyon Lake	28,780.00	33,754.00	37,787.00	34,393.00	40,695.00	36,069.00	35,973.00
City of Hemet	29,084.00	41,830.00	46,261.00	42,139.00	50,858.00	45,931.00	45,835.00
City of Lake Elsinore	28,521.00	33,361.00	34,071.00	31,795.00	35,573.00	33,046.00	32,950.00
City of Menifee	112,252.00	86,846.00	92,189.00	82,180.00	106,785.00	97,958.00	97,862.00
City of Moreno Valley	144,495.00	80,826.00	83,847.00	63,927.00	91,977.00	73,550.00	73,454.00
City of Murrieta	22,796.00	30,774.00	34,433.00	32,988.00	38,102.00	34,075.00	33,979.00
City of Perris	66,775.00	50,792.00	54,723.00	40,792.00	56,560.00	42,033.00	41,937.00
City of Riverside	24,896.00	26,751.00	28,635.00	27,070.00	32,082.00	28,056.00	27,960.00
City of San Jacinto	27,296.00	26,751.00	27,435.00	27,970.00	32,082.00	28,656.00	28,560.00
City of Wildomar	21,872.00	31,578.00	30,945.00	25,060.00	32,376.00	26,065.00	25,820.00
County of Riverside	76,601.00	81,634.00	88,734.00	83,361.00	114,620.00	112,093.00	111,997.00
Dept of Fish and Game	16,818.00	26,751.00	27,435.00	25,570.00	29,082.00	26,556.00	26,460.00
Eastern Municipal Water District	16,222.00	23,496.00	26,935.00	25,570.00	29,082.00	26,556.00	26,460.00
Elsinore Valley Municipal Water District	12,626.00	24,934.00	29,881.00	26,946.00	30,411.00	27,401.00	27,348.00
March JPA	24,596.00	31,006.00	34,412.00	32,968.00	38,071.00	34,045.00	33,949.00
San Jacinto Agricultural Operators	37,999.65	38,927.00	27,767.00	14,382.00	29,915.00	28,067.00	27,997.00
San Jacinto Dairy & CAFO Operators	2,700.00	2,850.00	-	-	3,000.00	1,500.00	-
Total	766,375.65	768,261.00	808,536.00	710,154.00	901,952.00	797,859.00	794,455.00
Total Paid Contributions	766,375.65	768,261.00	808,536.00	710,154.00	901,952.00	797,859.00	794,455.00
Total Outstanding Contributions	-	-	-	-	-	-	-
Total Outstanding Contributions						-	
Total Outstanding All Years	-	-	-	-	-	-	-

Lake Elsinore/San Jacinto Watershed Authority
Statement of Net Assets
For the Eleven Months Ending Saturday, May 31, 2025

Assets

Checking - US Bank	\$62,334.19
L.A.I.F.	351,393.75
Total Assets	<u>\$413,727.94</u>

Liabilities

Accounts Payable	124,958.03
Total Liabilities	<u>\$124,958.03</u>

Retained Earnings	183,978.75
-------------------	------------

Excess Revenue over (under) Expenditures	<u>\$104,791.16</u>
--	---------------------

Total Net Assets	<u>\$288,769.91</u>
------------------	---------------------

Total Liabilities and Net Assets	<u><u>\$413,727.94</u></u>
----------------------------------	----------------------------

Lake Elsinore/San Jacinto Watershed Authority
Revenues, Expenses and Changes in Net Assets
For the Eleven Months Ending Saturday, May 31, 2025

	Period Actual	YTD Actual	Annual Budget	% Used	Budget Variance
Revenues					
LAIF Interest	\$0.00	\$11,851.26	\$1,650.00	718.26%	(\$10,201.26)
Valuation Income - LAIF	0.00	1,234.34	0.00	0.00%	(1,234.34)
Member Agency Contributions	0.00	298,268.00	298,268.00	100.00%	0.00
Other Agency Contributions	0.00	606,187.00	665,692.00	91.06%	59,505.00
Total Revenues	\$0.00	\$917,540.60	\$965,610.00	95.02%	\$48,069.40
Expenses					
Salaries - Regular	0.00	45,687.76	62,500.00	73.10%	16,812.24
Payroll Burden	0.00	16,630.36	22,750.00	73.10%	6,119.64
Overhead	0.00	74,745.16	102,250.00	73.10%	27,504.84
Audit Fees	0.00	5,993.00	6,200.00	96.66%	207.00
Consulting - General	10,585.00	657,310.59	433,334.00	151.69%	(223,976.59)
Other Professional Services	0.00	6,700.00	0.00	0.00%	(6,700.00)
Other Contract Services	0.00	0.00	230,676.00	0.00%	230,676.00
LEAMS Offset Credit License	0.00	0.00	112,500.00	0.00%	112,500.00
Legal Fees	0.00	1,637.00	1,100.00	148.82%	(537.00)
Meeting & Conference Expense	0.00	716.88	0.00	0.00%	(716.88)
Bank Charges	0.00	0.00	1,000.00	0.00%	1,000.00
Shipping & Postage	0.00	0.00	50.00	0.00%	50.00
Office Supplies	0.00	0.00	60.00	0.00%	60.00
Other Expense	0.00	184.25	400.00	46.06%	215.75
Insurance Expense	0.00	2,676.00	3,000.00	89.20%	324.00
Interest Expense	0.00	468.44	200.00	234.22%	(268.44)
Total Expenditures	\$10,585.00	\$812,749.44	\$976,020.00	83.27%	\$163,270.56
Excess Revenue over (under) Expenditures	(\$10,585.00)	\$104,791.16	(\$10,410.00)	-1006.64%	(\$115,201.16)

Lake Elsinore San Jacinto Watersheds Authority
Revenues, Expenses and Changes in Net Assets by Project
For the Month Ending May 31, 2025

	JPA Administration	TMDL Task Force	Total	Budget	% Used	Budget Variance
Revenues						
LAIF Interest	11,851.26		11,851.26	1,650.00	718.26%	(10,201.26)
Member Agency Contributions	90,000.00	208,268.00	298,268.00	298,268.00	100.00%	-
Other Agency Contributions	20,000.00	586,187.00	606,187.00	665,692.00	91.06%	59,505.00
Miscellaneous Revenue			-	-	100.00%	-
Total Revenues	\$ 121,851.26	\$ 794,455.00	\$ 916,306.26	\$ 965,610.00	94.89%	\$ 49,303.74
Expenditures						
Salaries	\$ 30,648.66	\$ 15,039.10	\$ 45,687.76	\$ 62,500.00	73.10%	\$ 16,812.24
Benefits	11,156.12	5,474.24	16,630.36	22,750.00	73.10%	6,119.64
Indirect Costs	50,141.20	24,603.96	74,745.16	102,250.00	73.10%	27,504.84
Audit Fees	5,993.00		5,993.00	6,200.00	96.66%	207.00
Consulting	72,621.95	584,688.64	657,310.59	433,334.00	151.69%	(223,976.59)
Other Contract Services		6,700.00	6,700.00	230,676.00	0.00%	223,976.00
Legal Fees	1,637.00		1,637.00	1,100.00	148.82%	(537.00)
Contributions			-	-	0.00%	-
Meeting & Conference Expense	578.31	138.57	716.88	-	0.00%	(716.88)
Bank Charges			-	1,000.00	0.00%	1,000.00
Shipping & Postage			-	50.00	0.00%	50.00
Other Expense	184.25		184.25	400.00	46.06%	215.75
LEAMS Excess Offset Credit			-	112,500.00	0.00%	112,500.00
Insurance Expense	2,676.00		2,676.00	3,000.00	89.20%	324.00
Office Supplies				60.00	0.00%	60.00
Interest Expense	468.44		468.44	200.00	234.22%	(268.44)
Total Expenditures	\$ 176,104.93	\$ 636,644.51	\$ 812,749.44	\$ 976,020.00	83.27%	\$ 163,270.56
Excess Revenue over (under) Expenditures	\$ (54,253.67)	\$ 157,810.49	\$ 103,556.82	\$ (10,410.00)	100.00%	\$ (113,966.82)
Cash Balance @ 05/31/2025	\$ (6,961.26)	\$ 420,689.20	\$ 413,727.94			

**Lake Elsinore San Jacinto
Watershed Authority
Disbursements
May 2025**

Check #	Check Date	Type	Vendor	Check Amount
EFT624	5/1/2025	CHK	GEI Consultants	\$ 4,410.00
EFT625	5/8/2025	CHK	Water Systems Consulting, Inc	\$ 8,286.25
EFT626	5/15/2025	CHK	Kahn, Soares & Conway, LLP	\$ 4,680.00
EFT627	5/22/2025	CHK	DeGrave Communications	\$ 2,037.50
EFT628	5/22/2025	CHK	C.J. Brown & Company CPAs	\$ 630.00
EFT629	5/29/2025	CHK	Santa Ana Watershed Project Authority	\$ 641.84
Total Disbursements May 2025				<u>\$ 20,685.59</u>

Page Intentionally Blank

LESJWA BOARD MEMORANDUM NO. 2025.8

DATE: August 21, 2025

TO: LESJWA Board of Directors

SUBJECT: 2025 Canyon Lake Fish Kill - Update

PREPARED BY: Rick Whetsel, Interim LESJWA Administrator

RECOMMENDATION

Receive and file.

DISCUSSION

LESJWA staff and GEI Consultants will be presenting an update on the recent 2025 Canyon Lake fish kill to the LESJWA Board of Directors.

BACKGROUND

A fish kill was reported in Canyon Lake over the weekend of April 19–20, 2025. Initial observations indicated a number of dead adult largemouth bass concentrated in the shallow East Arm of the lake. By May 20, reports confirmed that the fish kill had expanded to the Main Body of the lake, with dead fish of various species observed across the entire lake.

LESJWA had conducted an Alum application March 24-28, 2025, and one question that arose was whether that application contributed to the fish kill.

After discussions with the Canyon Lake Property Owners Association (POA), Elsinore Valley Municipal Water District (EVMWD), and other agencies, LESJWA provided support through its consultants: DeGrave Communications to assist with public messaging, and GEI Consultants to investigate potential causes.

On April 21, 2025, GEI, in coordination with EVMWD staff, conducted a lake survey and collected water samples to assess water quality and identify algal species. Due to public concerns regarding the alum application, fish tissue samples were also collected to evaluate the potential for acute aluminum toxicity.

Initial screening results detected the presence of golden algae, a harmful algal species not previously documented in Canyon Lake. Based on current evidence, golden algae have been identified as the most likely cause of the fish kill. Follow-up samples collected on June 3, 2025, showed the lake water to still have high levels of toxins possibly related to the golden algae.

Given the level of interest, LESJWA staff and GEI were invited to attend the June 3, 2025, POA meeting to respond to public concerns. The meeting was heavily attended by residents, who expressed strong interest in issues related to public safety, lake health, and immediate corrective actions.

LESJWA is coordinating with EVMWD, the City of Canyon Lake, the Canyon Lake POA, and GEI to evaluate short-term mitigation efforts and develop a long-term management strategy. We will continue to monitor the situation and keep the Board informed as progress is made.

RESOURCE IMPACTS

None.

Attachments:

1. PowerPoint Presentation



LESJWA Board Meeting Canyon Lake Fish Kill Update

August 21, 2025


John Rudolph & Chris Stransky

GEI Consultants, Inc.

Canyon Lake Fish Die Off

April 2025


- Initial dead fish observed April 19 East Bay only
- Spread to Main Lake within 2 weeks
- GEI mobilized to investigate
 - Apr 23 – Water quality (DO, Temp, pH, SpCond), algae speciation, aluminum
 - May 23 - Water quality (DO, Temp, pH, SpCond), algae speciation
 - June 11, June 25, July 9, July 31 - Water quality (DO, Temp, pH, SpCond), algae speciation, ammonia, bioassay toxicity tests (fathead minnow)
- Routine TMDL monitoring event April 17 (before fish kill)
 - Water quality (DO, Temp, pH, SpCond)
 - Ammonia
 - Sulfides
 - Aluminum



Canyon Lake Fish Die Off

April 2025 - Water Color Progression

April 23



May 23




June 11



June 25



July 9



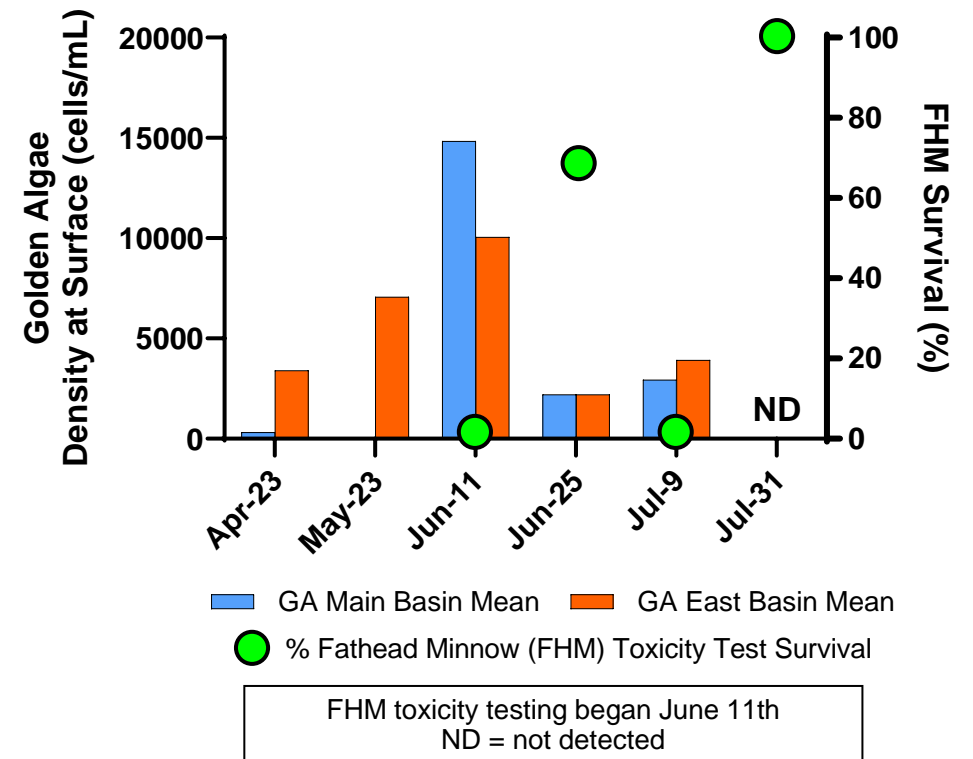

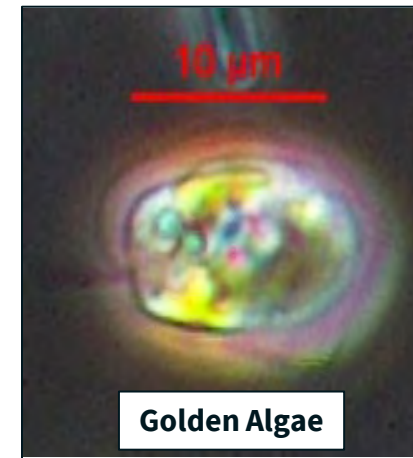
July 31



Canyon Lake Fish Die Off

April 2025

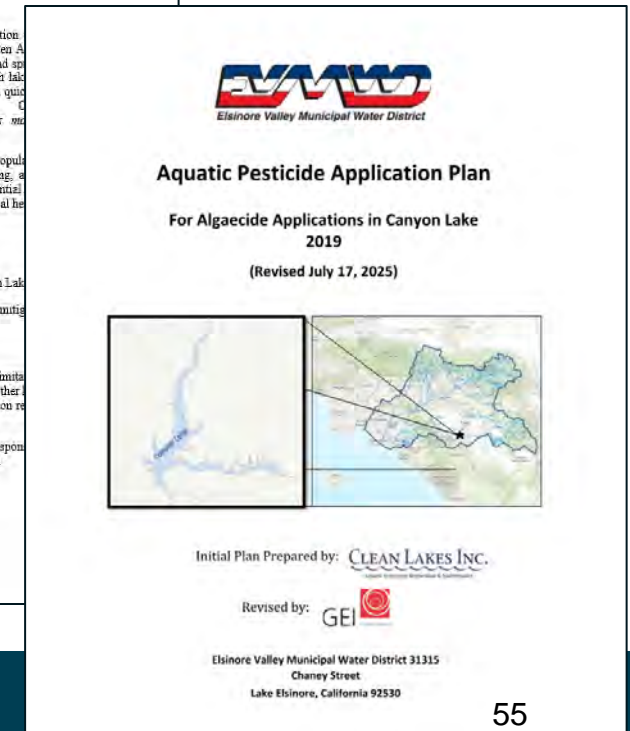
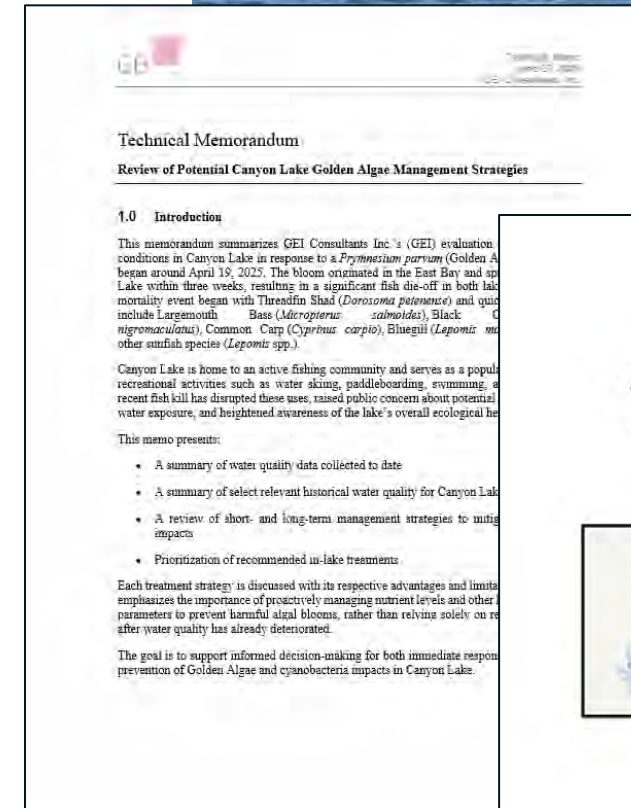
- Analysis of data collected to investigate cause of fish kill
 - Dissolved oxygen – Upper 3-4 meters of water column always high before and throughout → Typical for Canyon Lake this time of year
 - Ammonia toxicity- below threshold of concern
 - Sulfide toxicity – below threshold of concern
 - Aluminum, Water – well below acute criteria of concern
 - Golden Algae – present in individual samples up to 29,700 cells/ml
 - Golden Algae correlation with fish toxicity
 - 6.0µm filtration removed or reduced toxicity



Canyon Lake Fish Die Off

April 2025 – Solutions/Next Steps

- Review of Potential Canyon Lake Golden Algae Management Strategies – June 27
- Updated EVMWD Aquatic Pesticide Application Plan (APAP) to include whole lake – July 17
- Cost out Chelated Copper treatment – July 23
- Canyon Lake Golden Algae Treatment & Monitoring Plan – Began / In Progress



Page Intentionally Blank

LESJWA BOARD MEMORANDUM NO. 2025.9

DATE: August 21, 2025

TO: LESJWA Board of Directors

SUBJECT: Lake Elsinore & Canyon Lake TMDL Task Force - Update

PREPARED BY: Rick Whetsel, Interim LESJWA Administrator

RECOMMENDATION

Receive and file.

DISCUSSION

LESJWA staff will be presenting an update on the Lake Elsinore & Canyon Lake Total Maximum Daily Load (TMDL) Task Force to the LESJWA Board of Directors.

On July 25, 2025, the California Regional Water Quality Control Board, Santa Ana Region ("Santa Ana Water Board") held a public hearing at which they adopted a resolution to approve the draft amendment to the Water Quality Control Plan for the Santa Ana River Basin (Basin Plan) to incorporate Revised Total Maximum Daily Loads (TMDLs) for Nutrients in Lake Elsinore and Canyon Lake ("Basin Plan amendment").

This draft Basin Plan Amendment will now go forward to the State Water Resources Control Board State Water Resources Control Board (SWRCB), Office of Administrative Law (OAL), and then the U.S. Environmental Protection Agency (EPA) for adoption.

BACKGROUND

The Santa Ana Regional Water Quality Control Board adopted a Total Maximum Daily Load (TMDL) for nutrient discharges to Canyon Lake and Lake Elsinore in 2004. The TMDL became effective when the United States Environmental Protection Agency (EPA) gave it final approval on September 30, 2005.

The TMDL specified numeric targets for DO, Chlorophyll a, Ammonia, Total Phosphorus (TP) and Total Nitrogen (TN) concentrations in both lakes. It also established Load Allocations (LA) and Waste Load Allocations (WLA) to govern the discharge of excess nutrients from non-point sources and point sources, respectively.

In 2005, stakeholders formed the Lake Elsinore & Canyon Lake TMDL Task Force (Task Force). This Task Force, administered by LESJWA provides stakeholders with an opportunity to coordinate and share the cost of all implementation efforts. The Task Force is comprised of all the dischargers identified in the TDML, including Municipal Separate Storm Sewer System (MS4) permittees, wastewater treatment plants, agricultural operators, concentrated animal feeding operations (dairies), and a number of other state, federal, or tribal agencies that own land or operate facilities that discharge in the watershed.

To date, LESJWA staff continue to administer the work of the Task Force and its consultants to implement work tasks as required by Regional Board to achieve compliance with Lake Elsinore and Canyon Lake TMDLs. Regular work funded and implemented by the task force includes:

- LESJWA staff time to administer the Task Force
- Regulatory Advisor, Tess Dunham, Kahn, Soares & Conway

- Annual watershed and in-lake water quality monitoring and compliance reporting
- Semi-annual alum applications to Canyon Lake
- Periodic fishery management studies

RESOURCE IMPACTS

None.

Attachments:

1. PowerPoint Presentation



LE&CL TMDL Task Force Update

Rick Whetsel, Interim LESJWA Administrative Manager

LESJWA Board Meeting | August 21, 2025

Item No. 6.B.

Recommendation

Receive and file.

Agenda:

- Current TMDL
- Water Quality issues
- Updated TMDL





74

15

Google earth

4

62

lat 33.681316° lon 117.305024° elev 1744 ft eye alt 10.01 mi

- **Lake Elsinore and Canyon Lake WQ Problems**

- Algal blooms
- Fish kills

- **Cause of WQ Problems**

- Excessive phosphorus and nitrogen = nutrients
- Depletion of oxygen

- **Sources of Nutrients**

- Urban, agriculture, erosion, septic systems
- Nutrient loading occurs during very large storm events



Purpose of the Lake Elsinore and Canyon Lake TMDL Task Force

- 2004 - Santa Ana Regional Water Quality Control Board amended the Water Quality Control Plan for the Santa Ana River Basin to incorporate nutrient TMDLs for Canyon Lake and Lake Elsinore.
 - Specified numeric targets for DO, Chlorophyll a, Ammonia, Total Phosphorus (TP) and Total Nitrogen (TN) concentrations in both lakes.
 - Established Load Allocations (LA) and Waste Load Allocations (WLA) to govern the discharge of excess nutrients from non-point sources and point sources, respectively.
 - Prescribed a detailed Implementation Plan which describes a variety of activities that must be undertaken to meet water quality standards in Canyon Lake and Lake Elsinore
- 2005 – Stakeholders identified in the Basin Plan Amendment collectively formed the Lake Elsinore & Canyon Lake TMDL Task Force
- Task Force, administered by LESJWA provides stakeholders an opportunity to coordinate and share the cost of all implementation efforts.
 - Implement TMDL Implementation Plan Tasks jointly assigned to Task Force Agencies
 - Review and develop recommendations to update the TMDL Basin Plan Amendment
 - Propose appropriate revisions to the TMDL Basin Plan Amendment

Task Force Agreement

Task Force Members for LECL TMDL Task Force

- Riverside County
- Riverside County Flood Control and Water Conservation District
- City of Beaumont
- City of Canyon Lake
- City of Hemet
- City of Lake Elsinore
- City of Moreno Valley
- City of Murrieta
- City of Menifee
- City of San Jacinto
- City of Riverside
- City of Perris
- City of Wildomar
- Caltrans
- CA Dept. of Fish and Wildlife
- Elsinore Valley Municipal Water District
- March Air Force Reserve JPA
- March Air Force Base
- Eastern Municipal Water District
- San Jacinto Ag Operators
- San Jacinto Dairy Operators

Update of Task Force Activities

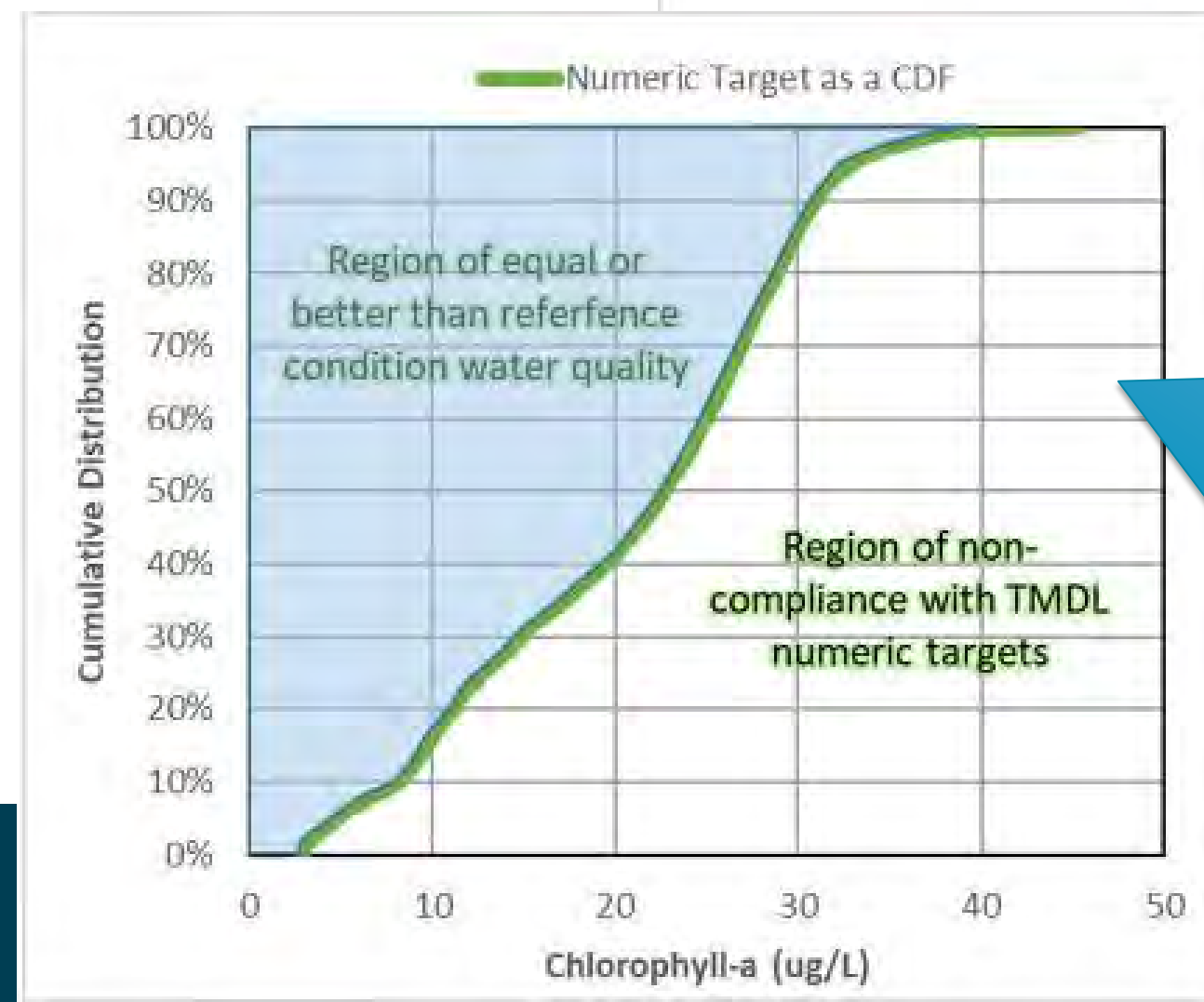
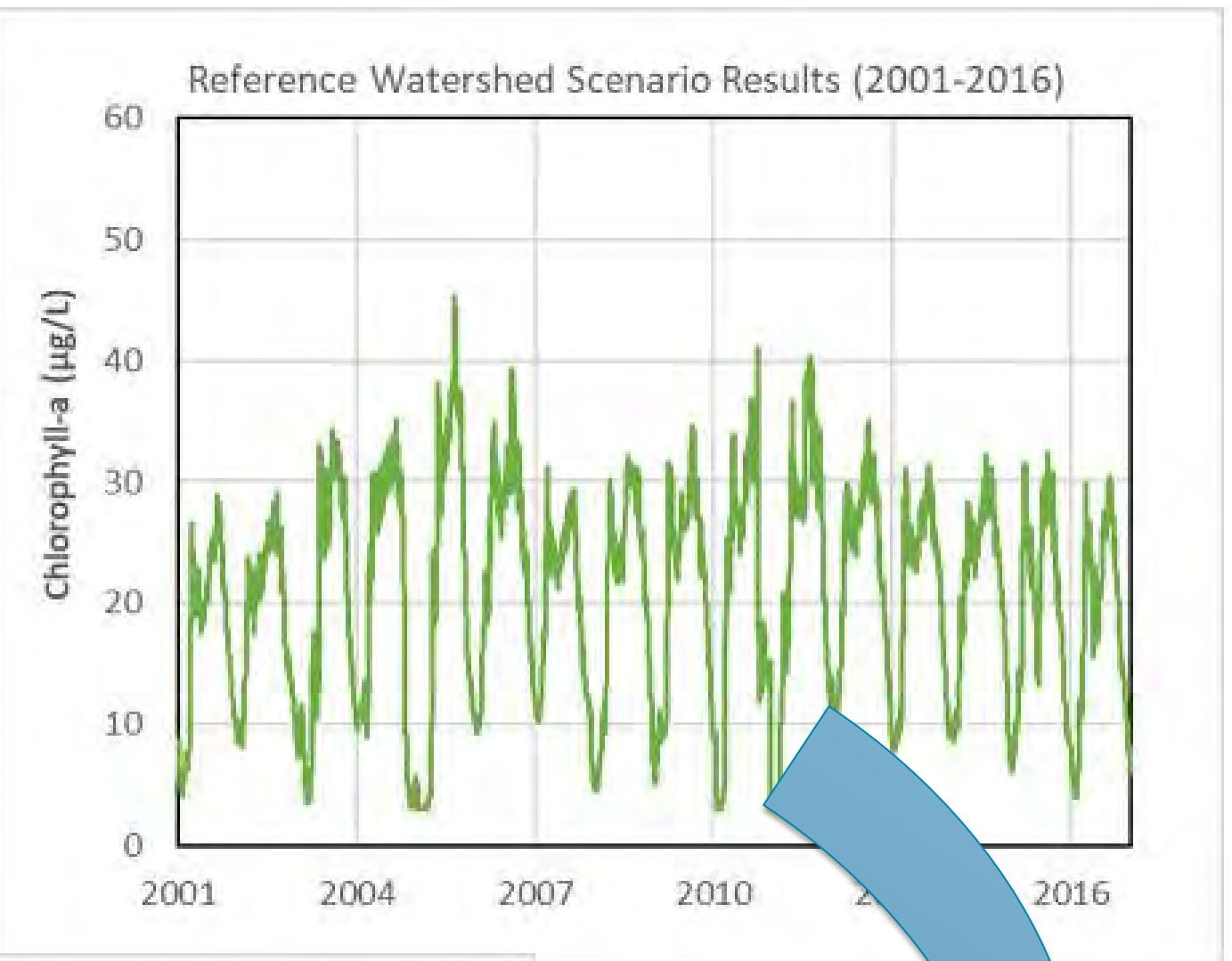
- On July 25, 2025, California Regional Water Quality Control Board, Santa Ana Region adopted a resolution to approve the draft amendment to the Water Quality Control Plan for the Santa Ana River Basin to incorporate Revised TMDLs for Nutrients in Lake Elsinore and Canyon Lake.
- Next the draft Basin Plan Amendment will go forward to the following for adoption:
 - State Water Resources Control Board State Water Resources Control Board
 - State Office of Administrative Law
 - U.S. Environmental Protection Agency for adoption
- Process to take about 1 year.

General Approach in the Revised TMDL

- Numeric targets (chlorophyll a, dissolved oxygen, ammonia) expressed as cumulative distribution frequencies (CDFs)
- Waste load and load allocations for Total N and Total P based on reaching the reference condition (i.e., natural occurring levels of Total N and P that would enter the lakes from the upper watershed)
- Reference condition defined as being the median & 25th percentiles of TP and TN data at Cranston Guard Station

Numeric Targets

- Rank order temporal lake model outputs to create CDF for future conditions to achieve same range as outputs based
- Current lake basins
- Historical hydrology
- Assumed reference nutrients
- No supplemental water
- No in-lake nutrient controls



Implementation Plan for Achieving Interim and Final TMDLs

Phase 2 -Meeting the Interim TMDLs

(Years 1 through 20) (selected tasks)

- Evaluate existing In-Lake Water Quality Controls for Canyon Lake & Lake Elsinore
- Implement Preferred Options
- Special studies
 - Lake bottom sediment sampling
 - Cyanobacteria in Lake Elsinore
 - Fisheries Management
- Evaluate Final TMDLs/Revise if appropriate
- Update & continue monitoring plan

Phase 3 – Meeting the Final TMDLs

(Years 21 through 30)(selected tasks)

- Evaluate In-Lake Water Quality Controls for Canyon Lake & Lake Elsinore
- Implement new or revised controls, if necessary
- Identify additional load reductions necessary to meet Final TMDLs, and implement
- Special Studies
 - Lake bottom sediment sampling
 - Fisheries Management

Ultimate Goals of Revised TMDL

Goal 1 – Identify and manage controllable watershed sources of nutrients that flow into Canyon Lake and Lake Elsinore

Goal 2 – Identify long-lasting in-lake controls that address sediment fluxes and dissolved oxygen levels for protection of aquatic life & recreational beneficial uses

Goal 3 – Identify appropriate water quality criteria for protecting beneficial uses in two dynamic lake systems

Goal 4 – Provide controllable sources with a reasonable, feasible and practical pathway for meeting appropriate water quality criteria

Questions?

Thank You

Rick Whetsel

Interim LESJWA Administrative Manager
Office (951) 354-4222 | Cell (951) 662-3653
rwhetsel@sawpa.gov

LESJWA BOARD MEMORANDUM NO. 2025.10

DATE: August 21, 2025

TO: LESJWA Board of Directors

SUBJECT: 2024 Lake Elsinore Aeration and Mixing System (LEAMS) Excess Nutrient Offset Credit Accounting Report

PREPARED BY: Rick Whetsel, Interim LESJWA Administrator

RECOMMENDATION

Receive and file.

DISCUSSION

LESJWA staff will be presenting a summary of the 2024 Lake Elsinore Aeration and Mixing System (LEAMS) Excess Nutrient Offset Credit Accounting Report to the LESJWA Board of Directors.

BACKGROUND

LEAMS was designed and constructed by LESJWA using funding available through the Safe Drinking Water, Clean Water, Watershed Protection and Flood Protection Bond Act of 2000. Completed in 2006, ownership of LEAMS was turned over to Elsinore Valley Municipal Water District (EVMWD), the City of Lake Elsinore and Riverside County - identified collectively as the "Operators" to be operated and maintained as a joint project.

LEAMS consists of an aeration system operated by EVMWD and a Mixing System operated by the City of Lake Elsinore, which when operated in tandem are intended to improve water quality in Lake Elsinore by improving the average concentration of dissolved oxygen (DO) in the water column. The system accomplishes this using a combination of shoreline compressors that disperse air from perforated pipelines anchored to the bottom of the lake and slow-turning propellers of an axial flow water pump mixing system located at five docking stations (4 axial flow pumps per station) around the high-speed zone of the lake. The aeration system releases air bubbles from the pipeline perforations which rise to the surface and disperse air and oxygen. The axial flow pump mixing system turns propellers submerged below the docking stations and pushes high oxygenated surface water to the bottom of the lake which is low in dissolved oxygen where it will be reaerated, naturally.

In 2021 the City of Lake Elsinore ceased operation of the axial flow water pump mixing system, due to aging of key project infrastructure. The Operators are in the process of evaluating LEAMS in its entirety as well as potential alternatives due to the age of both systems.

RESOURCE IMPACTS

None.

Attachments:

1. PowerPoint Presentation

Page Intentionally Blank



LEAMS 2024 Excess Offset Credit Annual Accounting Report Summary

Rick Whetsel, Interim LESJWA Administrative Manager
LESJWA Board Meeting | August 21, 2025
Item No. 6.C.

Recommendation

Receive and file.

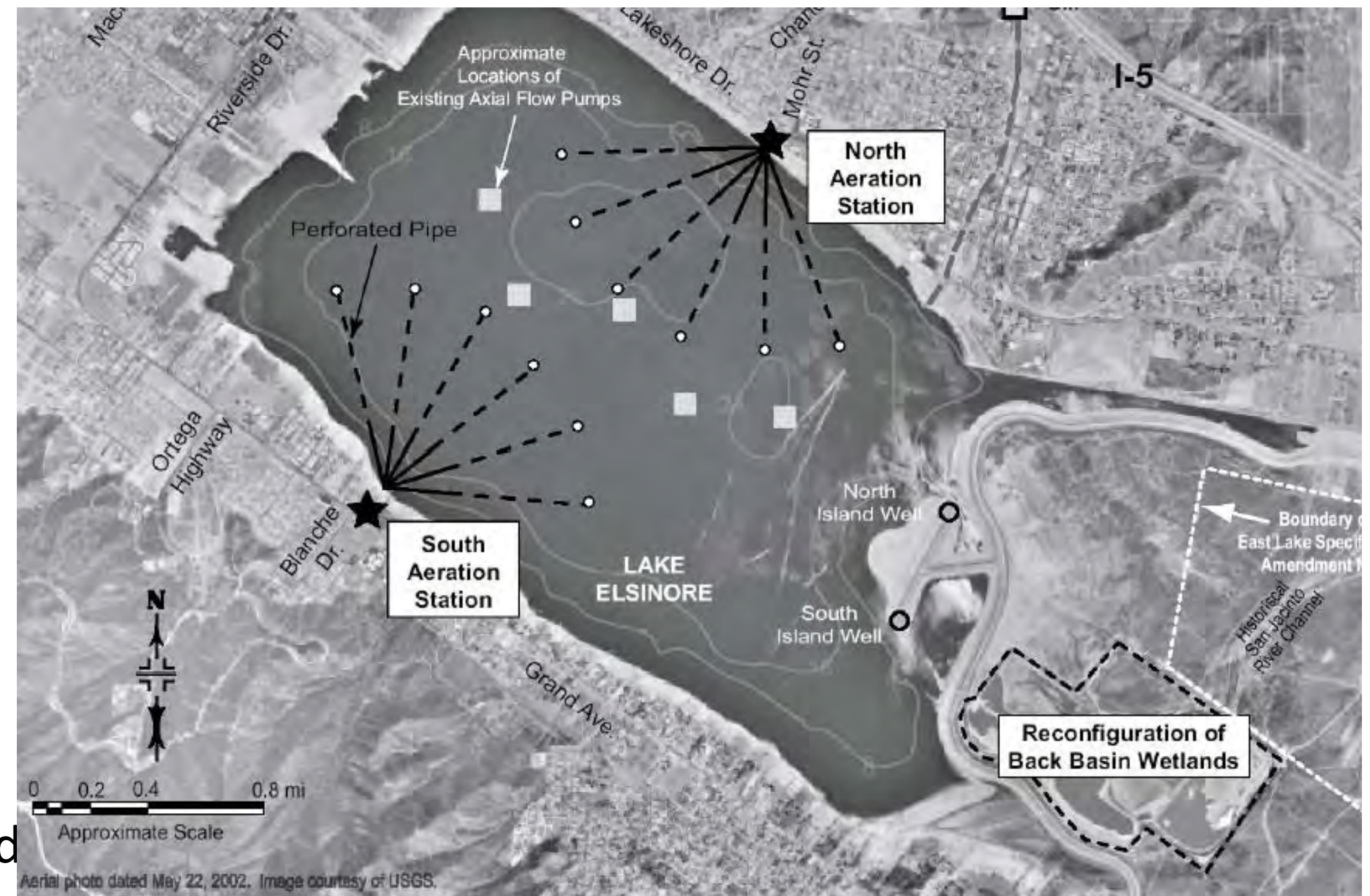
Agenda:

- Lake Elsinore Aeration and Mixing System (LEAMS)
- LEAMS Agreement to License Excess Offset Credits
- LEAMS Excess Offset Credit Annual Accounting Report
 - O&M Costs and Reserve Fund Balance
 - Credit Hours
 - Credit Hours Licensed to LE&CL TMDL Stakeholders
 - Net Proceeds



Lake Elsinore Aeration and Mixing System

- Designed and constructed by LESJWA using funding available through Proposition 13 (2000 Water Bond).
- Consists of an aeration system operated by EVMWD and a Mixing System operated by the City of Lake Elsinore, which when operated in tandem are intended to improve water quality in Lake Elsinore by improving the average concentration of dissolved oxygen (DO) in the water column.
- Completed in 2006
- Ownership turned over to Elsinore Valley Municipal Water District (EVMWD), City of Lake Elsinore and Riverside County identified collectively as the “Operators”



LEAMS Agreement to License Excess Offset Credits (2016)

Provides Mechanism for Operators of LEAMS to market any excess offset credits generated by LEAMS to other stakeholders with TMDL compliance obligations.

Through this Agreement, Operators may sell excess offset credits generated by LEAMS to offset annual O&M costs.

Purpose: 2024 LEAMS Excess Offset Credit Annual Accounting Report

Details the following for calendar year 2024:

- Total number of offset credits available
- Number of offset credits allocated to the Operators
- Number and unit cost for each credit license sold to other stakeholders with Lake Elsinore and Canyon Lake TMDL compliance obligations
- Fees collected for these credit licenses sold in calendar year 2024
- Marketing and administration expenses

LEAMS Annual O&M Costs and Reserve Fund Balance: FYE 2022 through 2024

- Table 1: Annual O&M Costs

	FYE 2022 Annual O&M Costs	FYE 2023 Annual O&M Costs	FYE 2024 Annual O&M Costs
Lake Aeration Project O&M	\$ 320,784	\$ 344,737	\$ 437,403
Lake Mixing Project O&M	\$ 3,064	\$ 0	\$ 0
Total LEAMS O&M Costs	\$ 323,848	\$ 344,737	\$ 437,403

- Table 2: Reserve Fund Balance

	FYE 2022 Annual Reserve Fund balance	FYE 2023 Annual Reserve Fund balance	FYE 2024 Annual Reserve Fund balance
Lake Aeration Project Reserve	\$ 952,100	\$ 1,040,100	\$ 1,128,100
Lake Mixing Project Reserve	\$ 477,090	\$ 551,590	\$ 462,277
Total LEAMS Reserve Fund Balance	\$ 1,341,190	\$ 1,591,690	\$ 1,590,377

LEAMS Credit Hours: FYE 2022 through 2024

- **Table 3: Generated (Gross)**

	Operation Hours	Phosphorus kg/yr.	Nitrogen kg/yr.
Total Nutrient Offset Credits Generated	2,000	7,000	0

- **Table 4: Reserved to Operators**

	Operation Hours	Phosphorus kg/yr.	Nitrogen kg/yr.
Credits Reserved to Offset EVMWD's Recycled Water	0	0	0
Credits Reserved by Riverside County for Urban Runoff	205	718	0
Credits Reserved by City of Lake Elsinore for Urban Runoff	10	35	0
Total Reserved Credits to Operators	215	753	0

- **Table 5: Annual O&M Costs**

	Operation Hours	Phosphorus kg/yr.	Nitrogen kg/yr.
Total Nutrient Offset Credits Available to License	1,785	6,247	0

LEAMS Credit Hours Licensed to LE&CL TMDL Stakeholders: FYE 2022 through 2024

Stakeholders	Operation Hours	Phosphorus kg/yr.	Nitrogen kg/yr.	Offset Credit Fees Collected
City of Beaumont	5	18	0	\$1,500
City of Canyon Lake	6	21	0	\$1,800
City of Hemet	20	70	0	\$6,000
City of Moreno Valley	52	182	0	\$15,600
City of Murrieta	5	18	0	\$1,500
City of Perris	13	46	0	\$3,900
City of Riverside	5	18	0	\$1,500
City of San Jacinto	7	25	0	\$2,100
City of Menifee	83	291	0	\$24,900
City of Wildomar	12	42	0	\$3,600
CALTRANS	5	18	0	\$1,500
March Air Reserve Base Joint Powers Authority	5	18	0	\$1,500
US Air Force (March Air Reserve Base)	5	18	0	\$1,500
	223	785	0	\$66,900

LEAMS Credit Hours Licensing Net Proceeds: FYE 2022 through 2024

- Table 7: 2024 Net Proceeds

	LESJWA Administrative Budget	LESJWA Administrative Expenditures	Total Offset Credit Fees Collected	Offset Credit Net Proceeds to Operators	Equal Share Distribution of Proceeds
2023 Net Proceeds to LEAMS Operators	\$12,000	\$12,000	\$66,900	\$54,900	\$18,300

Questions?

Thank You

Rick Whetsel

Interim LESJWA Administrative Manager
Office (951) 354-4222 | Cell (951) 662-3653
rwhetsel@sawpa.gov

LESJWA BOARD MEMORANDUM NO. 2025.11

DATE: August 21, 2025
TO: LESJWA Board of Directors
SUBJECT: LESJWA Strategic Plan – Implement Goal 1 Tasks
PREPARED BY: Rick Whetsel, Interim LESJWA Administrator

RECOMMENDATION

Receive and file.

DISCUSSION

LESJWA staff will present to the Board of Directors on efforts to initiate implementation of Goal 1 tasks outlined in the LESJWA Strategic Plan.

Goal 1 - Define what constitutes healthy lakes and promote efforts to meet that definition.

Task 1: Describe What Defines Healthy Lakes

- Establish a clear understanding and definition of what constitutes a healthy lake. This sets the foundation for all subsequent efforts.

Task 2: Define Healthy Lakes from Stakeholder Perspectives

- Identify and define the beneficial uses of the lake from various agencies, cities, and stakeholder perspectives.

Task 3: Develop an Approach to Define Lake Metrics for Healthy Lakes

- Independent expert panel to define short-, mid-, and long-term options for achieving healthy lakes.

Task 4: Develop a Work Plan and Schedule

- Create a detailed plan for LESJWA and partners outlining specific actions (including mitigation and treatment options), milestones, and timelines to achieve the defined Healthy Lakes.

Task 5: Implement Projects and a Monitoring Program

- Execute the projects and establish a monitoring program to ensure ongoing assessment and maintenance of the lakes' health.

The timeline to develop a Workplan is Fiscal years 2025-26 and 2026-27 at a cost of up to \$75,000.

BACKGROUND

In October 2023, the Board of Directors authorized LESJWA staff to execute an Agreement for Services with Water Systems Consulting, Inc. (WSC, Inc.) for Strategic Plan Facilitator Consultant Services in an amount not-to-exceed \$61,600.

In March 2025, the Board of Directors Approve Change Order No. 1 to Task Order WSC477-01 with Water Systems Consulting, Inc., for an amount not-to-exceed \$6,720 to conduct additional work required to finalize the strategic plan.

On April 17, 2025, the Board of Directors approved the LESJWA Strategic Plan. WSC, Inc. facilitated the development of a LESJWA Strategic Plan with LESJWA staff and the LESJWA Board of Directors through an iterative process. This process supports alignment, shared commitment, and a strong foundation for the future. This plan includes the following components:

- Vision: A long-term aspiration that defines LESJWA's desired future.
- Mission: A clear statement of LESJWA's purpose and core responsibilities.
- Values: The guiding principles that shape decision-making and actions.
- Goals: Broad outcomes that LESJWA aims to achieve.
- Objectives: Specific, measurable steps to accomplish each goal.

RESOURCE IMPACTS

The funding to LESJWA Strategic Plan is included in the LESJWA Two Fiscal Year FYE 2026 & 2027 Budget. This includes \$20,000 for FYE 2026 and \$55,000 for FYE 2027 to implement Strategic Plan Goal 1 Tasks.

Attachments:

1. PowerPoint Presentation



LESJWA Strategic Plan Implement Goal 1 Tasks

Rick Whetsel, Interim LESJWA Administrative Manager
LESJWA Board Meeting | August 21, 2025
Item No. 6.D.

Recommendation

Receive and file.

Agenda:

- LESJWA Strategic Plan
- Strategic Plan Goals
- Strategic Plan: Goal 1
- Proposed Implementation Cost and Timeline



LESJWA Strategic Plan

Adopted: April 17, 2025

LAKE ELSINORE & SAN JACINTO
WATERSHEDS AUTHORITY



City of Lake Elsinore • City of Canyon Lake • County of Riverside
Elsinore Valley Municipal Water District • Santa Ana Watershed Project Authority

HEALTHY LAKES, CONNECTED COMMUNITIES:

A Strategic Plan for the Lake Elsinore and San Jacinto Watersheds Authority

2025

LESJWA Strategic Plan Goals

1. Define what constitutes healthy lakes and promote efforts to meet that definition.
2. Strengthen collaboration and data sharing between agencies, communities, and the upper watershed.
3. Improve the long-term sustainability of the lakes by adapting to the impacts of climate uncertainties and evolving environmental challenges.
4. Promote a culture of transparency and accountability.
5. Secure and leverage funding for watershed projects, ensuring long-term financial sustainability.
6. Investigate promising technologies to advance the stewardship of the lakes.

GOAL 1

Define what constitutes healthy lakes and promote efforts to meet that definition.

Describe What Defines Healthy Lakes

- Establish a clear understanding and definition of what constitutes a healthy lake. This sets the foundation for all subsequent efforts.

Define Healthy Lakes from Stakeholder Perspectives

- Identify and define the beneficial uses of the lake from various agencies, cities, and stakeholder perspectives.

Develop an Approach to Define Lake Metrics for Healthy Lakes

- Independent expert panel to define short-, mid-, and long-term options for achieving healthy lakes.

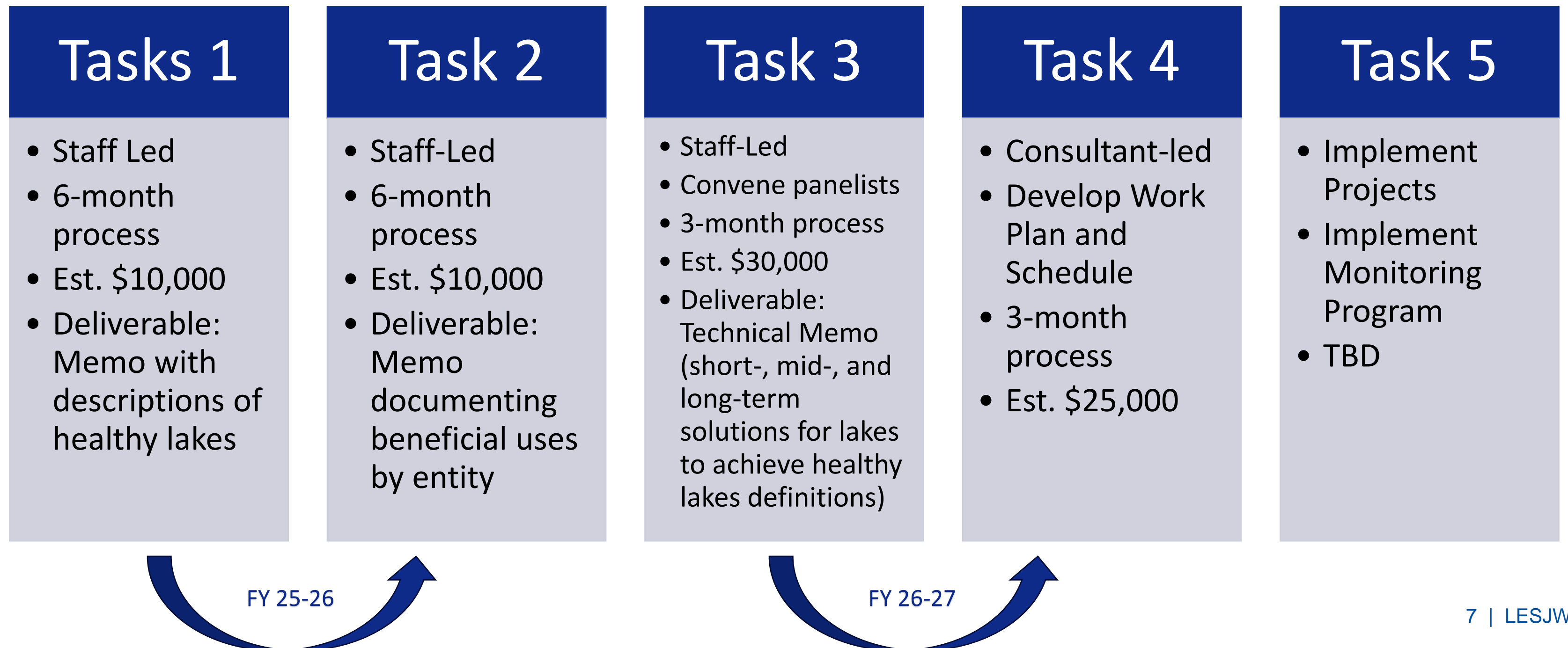
Develop a Work Plan and Schedule

- Create a detailed plan for LESJWA and partners outlining specific actions (including mitigation and treatment options), milestones, and timelines to achieve the defined Healthy Lakes.

Implement Projects and a Monitoring Program

- Execute the projects and establish a monitoring program to ensure ongoing assessment and maintenance of the lakes' health.

Strategic Plan Goal 1 Tasks





Questions?

Thank You

Rick Whetsel

Interim LESJWA Administrative Manager
Office (951) 354-4222 | Cell (951) 662-3653
rwhetsel@sawpa.gov