

Lake Elsinore & San Jacinto Watersheds Authority



City of Lake Elsinore • City of Canyon Lake • County of Riverside
Elsinore Valley Municipal Water District • Santa Ana Watershed Project Authority

**SPECIAL NOTICE REGARDING
CORONAVIRUS DISEASE 2019 (COVID-19)
AND PARTICIPATION IN PUBLIC MEETINGS**

On March 4, 2020, Governor Newsom declared a State of Emergency resulting from the threat of COVID-19. Governor Newsom issued Executive Order N-25-20 (3-12-20) and Executive Order N-29-20 (3-17-20) which temporarily suspend portions of the Brown Act relative to conducting of public meetings. Accordingly, it has been determined that all Board meetings of the Lake Elsinore and San Jacinto Watersheds Authority held pursuant to the Brown Act will be conducted virtually.

**LESJWA BOARD OF DIRECTORS
REGULAR MEETING
THURSDAY, OCTOBER 15, 2020 – 4:00 P.M.**

PUBLIC PARTICIPATION

Public participation is welcome and encouraged. You may participate in the October 15, 2020 meeting of the Lake Elsinore and San Jacinto Watersheds Authority by telephone* and virtually through the Zoom app as follows:

Meeting Access Via Computer (Zoom)*:	
• https://sawpa.zoom.us/j/97841881390?pwd=Y2RkajgvdzJkTHNKU1ILTTA2UmVPQT09	
Meeting Access Via Telephone*: 1 (669) 900-6833	
• Meeting ID: 978 4188 1390	• Meeting Password: 274935

If you are unable to participate by telephone* or virtually, you may also submit your comments and questions in writing for the Board’s consideration by sending them to publiccomment@sawpa.org with the subject line “Public Comment Item #” (insert the agenda item number relevant to your comment) or “Public Comment Non-Agenda Item”. Submit your written comments by 6:00 p.m. on Wednesday, October 14, 2020. All public comments will be provided to the Chair and may be read into the record or compiled as part of the record.

***IMPORTANT PRIVACY NOTE: Participation in the meeting via the Zoom app is strongly encouraged.** Please keep in mind: (1) This is a public meeting; as such, the virtual meeting information is published on the World Wide Web and available to everyone. (2) Should you participate remotely via telephone, your telephone number will be your “identifier” during the meeting and available to all meeting participants. Participation in the meeting via the Zoom app is strongly encouraged; there is no way to protect your privacy if you elect to call in to the meeting. The Zoom app is a free download.

Page Intentionally Blank

Lake Elsinore & San Jacinto Watersheds Authority



City of Lake Elsinore • City of Canyon Lake • County of Riverside
Elsinore Valley Municipal Water District • Santa Ana Watershed Project Authority

PURSUANT TO THE PROVISIONS OF EXECUTIVE ORDER N-25-20 ISSUED BY GOVERNOR GAVIN NEWSOM ON MARCH 12, 2020, AND EXECUTIVE ORDER N-29-20 ISSUED BY GOVERNOR GAVIN NEWSOM ON MARCH 17, 2020, ANY BOARD MEMBER MAY CALL INTO THE BOARD MEETING WITHOUT OTHERWISE COMPLYING WITH THE BROWN ACT’S TELECONFERENCING REQUIREMENTS.

VIRTUAL ACCESSIBILITY FOR THE GENERAL PUBLIC:

Due to the spread of COVID-19, and until further notice the Lake Elsinore and San Jacinto Watersheds Authority will be holding all upcoming Board meetings by teleconferencing and virtually through Zoom.

The meeting will be accessible as follows:

Meeting Access Via Computer (Zoom)*:	
• https://sawpa.zoom.us/j/97841881390?pwd=Y2RkajgvdzJkTHNKU1LTTA2UmVPQT09	
Meeting Access Via Telephone*: 1 (669) 900-6833	
• Meeting ID: 978 4188 1390	• Meeting Password: 274935
*Participation in the meeting via the Zoom app (a free download) is strongly encouraged; there is no way to protect your privacy if you elect to call in by phone to the meeting.	

All votes taken during this meeting will be conducted by oral roll call.

**LESJWA BOARD OF DIRECTORS REGULAR MEETING
THURSDAY, OCTOBER 15, 2020 – 4:00 P.M.**

AGENDA

1. **CALL TO ORDER** (Phil Williams, Chair)

2. **ROLL CALL**

3. **PUBLIC COMMENTS**

Members of the public may address the Board on items within the jurisdiction of the Board; however, no action may be taken on an item not appearing on the agenda unless the action is otherwise authorized by Government Code §54954.2(b).

4. **ITEMS TO BE ADDED OR DELETED**

Pursuant to Government Code §54954.2(b), items may be added on which there is a need to take immediate action and the need for action came to the attention of Lake Elsinore & San Jacinto Watersheds Authority subsequent to the posting of the agenda.

5. **CONSENT CALENDAR**

All matters listed on the Consent Calendar are considered routine and non-controversial and will be acted upon by the Board by one motion as listed below.

A. **APPROVAL OF MEETING MINUTES: JUNE 18, 2020**7
Recommendation: Approve as posted.

- B. [TREASURER’S REPORTS: MAY – AUGUST 2020](#)11
Recommendation: Approve as posted.
 - C. [EDUCATION AND OUTREACH COMMITTEE STATUS REPORT:
QUARTERLY REPORT: JUNE – SEPTEMBER 2020](#)43
Recommendation: Approve as posted.
 - D. [TMDL TASK FORCE REPORT: JUNE 30, 2020 | AUGUST 17, 2020](#)47
Recommendation: Approve as posted.
6. **INFORMATION REPORTS**
- A. [NEW LESJWA WEBSITE REDESIGN \(LES#2020.22\)](#)53
Presenter: Mark Norton
Recommendation: Receive and file the PowerPoint presentation about new LESJWA Website redesign as presented by Liselle DeGrave of DeGrave Communications.
 - B. [LAKE ELSINORE FISHERY MANAGEMENT PLAN AND SURVEY FINAL
REPORT \(LES#2020.23\)](#)69
Presenter: Mark Norton
Recommendation: Receive and file the final report and presentation of the Lake Elsinore Fishery Management Plan and Survey by Wood Environment & Infrastructure Solutions, Inc. Inc. and subconsultant GEI Consultants, Inc.
 - C. [LAKE ELSINORE ADVANCED PUMPED STORAGE PROJECT \(LEAPS\)
UPDATE \(LES#2020.24\)](#)105
Presenter: Mark Norton
Recommendation: Receive and file status report on Nevada Hydro Company’s, Inc. (Nevada Hydro) Lake Elsinore Advanced Pumped Storage (LEAPS) Project.
 - D. [LAKE ELSINORE PROPOSITION 1 GRANT APPLICATION STATUS
\(LES#2020.25\)](#)109
Presenter: Mark Norton
Recommendation: Receive and file status report regarding the Physical Harvesting of Algal Biomass in Lake Elsinore, a pilot project seeking grant funding from SAWPA’s One Water One Watershed Proposition 1 IRWM Round 1 Grant program.
 - E. [LAKE ELSINORE AND CANYON LAKE NUTRIENT TMDL TASK FORCE
UPDATE \(LES#2020.26\)](#)111
Presenter: Mark Norton
Recommendation: Receive and file status report regarding the Lake Elsinore and Canyon Lake Nutrient TMDL Revision Report and the Lake Elsinore and Canyon Lake TMDL Task Force activities.
 - F. **ADMINISTRATOR’S COMMENTS**
 - G. **DIRECTORS’ COMMENTS**

H. FUTURE AGENDA ITEMS REQUESTS

7. CLOSED SESSION

There were no Closed Session items anticipated at the time of the posting of the agenda.

8. ADJOURNMENT

Americans with Disabilities Act: If you require any special disability related accommodations to participate in the meeting, please call (951) 354-4243 or email svilla@sawpa.org. Notification at least 48 hours prior to the meeting will enable staff to make reasonable arrangements to ensure accessibility for this meeting. Request should specify the nature of the disability and the type of accommodation requested.

Materials related to an item on this agenda submitted to the Board after distribution of the agenda packet are available for public inspection during normal business hours at the SAWPA office, 11615 Sterling Avenue, Riverside, CA 92503, and available at www.sawpa.org, subject to staff's ability to post documents prior to the meeting.

Declaration of Posting

I, Sara Villa, Board Secretary of the Lake Elsinore & San Jacinto Watersheds Authority declare that on Thursday, October 8, 2020, a copy of this agenda has been uploaded to the LESJWA website at www.mywatersheds.com and posted at the SAWPA office, 11615 Sterling Avenue, Riverside, CA 92503.

_____/s/_____

<u>2020 – LESJWA Board of Directors Regular Meetings</u> Third Thursday of Every Other Month (NOTE: Unless otherwise noticed, all LESJWA Board of Directors Meetings begin at 4:00 p.m., and held at EVMWD)	
February 20, 2020	April 16, 2020
June 18, 2020	August 20, 2020 [cancelled]
October 15, 2020	December 17, 2020

<u>2021 – LESJWA Board of Directors Regular Meetings</u> Third Thursday of Every Other Month (NOTE: Unless otherwise noticed, all LESJWA Board of Directors Meetings begin at 4:00 p.m., and held at EVMWD)	
February 18, 2021	April 15, 2021
June 17, 2021	August 19, 2021
October 21, 2021	December 16, 2021

Page Intentionally Blank

LAKE ELSINORE & SAN JACINTO WATERSHEDS AUTHORITY BOARD OF DIRECTORS MEETING

REGULAR MEETING MINUTES

June 18, 2020

BOARD OF DIRECTORS PRESENT

Phil Williams, Chair, Elsinore Valley Municipal Water District
Kasey Castillo, Vice Chair, City of Canyon Lake
Robert Magee, Secretary/Treasurer, City of Lake Elsinore
Brenda Dennstedt, Santa Ana Watershed Project Authority
Kevin Jeffries, County of Riverside

OTHERS PRESENT

T. Milford Harrison, SAWPA Commissioner
Nicole Daily, City of Riverside
Liselle DeGrave, DeGrave Communications
Greg Khalen, The Khalen Group

LESJWA STAFF

Mark Norton, Karen Williams, Sara Villa

1. CALL TO ORDER

The Regular Board of Directors meeting of the Lake Elsinore & San Jacinto Watersheds Authority (LESJWA) was called to order at 4:00 p.m. by Chair Williams.

Pursuant to the provisions of Executive Order N-25-30 issued by Governor Gavin Newsom on March 12, 2020, and Executive Order N-29-20 issued by Governor Gavin Newsom on March 17, 2020, any Director may call into the LESJWA Board meeting without otherwise complying with the Brown Act's teleconferencing requirements.

Executive Order N-33-20 issued by Governor Gavin Newsom on March 19, 2020, ordered all individuals to stay at home or at their place of residence. In concert with state and local efforts to prevent the spread of COVID-19, and until further notice, LESJWA will be holding all Board meetings by teleconference and virtually through the Zoom app.

As set forth on the posted meeting agenda, this LESJWA Board meeting was accessible to the public by teleconference and through Zoom. Members of the public who were unable to participate by teleconference or virtually were invited to submit comments and questions in writing via email for the Director's consideration. All votes taken during this meeting were conducted via oral roll call.

2. ROLL CALL

An oral roll call was duly noted and recorded by the Clerk of the Board.

3. PUBLIC COMMENTS

There were no public comments; there were no public comments received via email.

4. ITEMS TO BE ADDED OR DELETED

There were no added or deleted items.

5. CONSENT CALENDAR

A. APPROVAL OF MEETING MINUTES: APRIL 16, 2020

Recommendation: Approve as posted.

B. TREASURER’S REPORT: MARCH–APRIL 2020

Recommendation: Approve as posted.

C. EDUCATION AND OUTREACH COMMITTEE STATUS REPORT: QUARTERLY REPORT APRIL – JUNE 2020

Recommendation: Approve as posted.

D. TMDL TASK FORCE REPORT: APRIL 21, 2020

Recommendation: Approve as posted.

MOVED, approve the Consent Calendar.

Result:	Adopted by Roll Call Vote (Unanimously)
Motion/Second:	Dennstedt/Jeffries
Ayes:	Castillo, Dennstedt, Jeffries, Magee, Williams
Nays:	None
Abstentions:	None
Absent:	None

6. NEW BUSINESS

A. EDUCATION AND OUTREACH SUPPORT SERVICES – CONSULTANT SUPPORT (LES#2020.17)

Mark Norton requested that the Board of Directors authorize the General Services Agreement and Task Order No. DEGR477-05 with DeGrave Communications, Inc. for an amount not-to-exceed \$25,000/yr. for the LESJWA Education and Outreach Program for Fiscal Years 2020-21, 2021-22, and 2022-23. Norton informed the Board that a Request for Proposal (RFP) was released on April 20, 2020 to a list of public relation firms and was posted to the LESJWA Website. Three proposals were received from DeGrave Communication, Inc., CV Strategies, and MBI Media. On June 2, 2020, interviews were held with all three firms virtually. The LESJWA Education and Outreach Committee was unanimous in recommending DeGrave Communications, Inc. as the consultant to conduct the work for the next three-year term as described in the RFP. Norton referenced a handout displayed on the screen of the Proposal Evaluation Sheet ratings among the three firms. Liselle DeGrave of DeGrave Communications provided a PowerPoint presentation on the Public Education and Outreach Support Services and referenced all the highlights of her involvement with the social media related efforts. Director Dennstedt requested that the proposal evaluation ratings sheet be emailed to her.

MOVED, to authorize the General Services Agreement and Task Order No. DEGR477-05 with DeGrave Communications, Inc. for an amount not-to-exceed \$25,000/yr. for the LESJWA Education and Outreach Program for Fiscal Years 2020-21, 2021-22, and 2022-23.

Result:	Adopted by Roll Call Vote (4-1)
Motion/Second:	Magee/Castillo
Ayes:	Castillo, Dennstedt, Magee, Williams
Nays:	Jeffries
Abstentions:	None
Absent:	None

B. LAKE ELSINORE & CANYON LAKE NUTRIENT TMDL COMPLIANCE MONITORING PROGRAM (LES#2020.18)

Mark Norton requested that the Board of Directors authorize a General Services Agreement and Task Order No. CDM160-04 with CDM Smith, Inc. for an amount not-to-exceed \$100,000.00 to further support the Lake Elsinore & Canyon Lake (LE/CL) TMDL adoption process and provide technical support services to the LE/CL Nutrient TMDL Task Force for fiscal year 2020-21. The members of the LE/CL TMDL Nutrient TMDL Task Force reviewed and recommended for approval a proposal from CDM Smith to further support the TMDL adoption process and ongoing Basin Plan Amendment support. CDM Smith will also provide additional TMDL implementation support activities; Regional Project Implementation, Lake Simulation Modeling, 2020 TMDL Compliance Report, and Task Force meeting participation.

MOVED, authorize a General Services Agreement and Task Order No. CDM160-04 with CDM Smith, Inc. for an amount not-to-exceed \$100,000.00 to further support the LE&CL TMDL adoption process and provide technical support services to the Lake Elsinore & Canyon Lake (LE/CL) Nutrient TMDL Task Force for fiscal year 2020-21.

Result:	Adopted by Roll Call Vote (Unanimously)
Motion/Second:	Jeffries/Magee
Ayes:	Castillo, Dennstedt, Jeffries, Magee, Williams
Nays:	None
Abstentions:	None
Absent:	None

7. INFORMATIONAL REPORTS

A. LAKE ELSINORE ADVANCED PUMPED STORAGE PROJECT (LEAPS) UPDATE (LES#2020.19)

Mark Norton provided a verbal status update on the Lake Elsinore Advanced Pumped Storage Project (LEAPS) Update. The Federal Energy Regulatory Commission (FERC) released a Notice of Intent, and an MOU contract must be developed to fulfill CEQA requirements between the State Water Board, Nevada Hydro, and Cardno. A joint public scoping meeting for the NEPA and CEQA process will be scheduled soon after. All comments relating to scoping document are due August 17, Norton noted he will distribute the link to the FERC website to all the Board of Directors.

This item was for informational and discussion purposes; no action was taken on Agenda Item No. 7.A.

B. LAKE ELSINORE PROPOSITION 1 GRANT APPLICATION STATUS (LES#2020.20)

Mark Norton provided a verbal status update on the Lake Elsinore Proposition 1 Round 1 Grant Application Status. On June 4, 2020, SAWPA received notice from DWR that the final grant award for the SAWPA projects was approved, which includes the Physical Harvesting of Algal Biomass in Lake Elsinore, a pilot project for \$297,000. The next steps will be for the City staff to gather documentation related for any CEQA approval if needed for the project. SAWPA will be preparing a draft Sub-agreement with the City of Lake Elsinore that will append the DWR/SAWPA Grant Agreement.

This item was for informational and discussion purposes; no action was taken on Agenda Item No. 7.B.

C. LAKE ELSINORE & CANYON LAKE NUTRIENT TMDL TASK FORCE UPDATE (LES#2020.21)

Mark Norton provided the Board of Directors with verbal status update on the Lake Elsinore & Canyon Lake (LE/CL) Nutrient TMDL Task Force update. Work continues by the Regional Board on the Draft Staff Report/TMDL Revision Technical Report (TMDL Revision Technical Report) for Lake Elsinore, Canyon Lake, and the San Jacinto Watershed. There was a delay on receiving feedback on the comments from peer reviewers due to the Regional Board bringing new Regional Board staff up-to-speed. A public workshop is anticipated for the peer review and public comments, and then a Public Hearing for the Board to consider adoption later this year. The LE/CL TMDL Task Force activities continue to support the monitoring on both lakes, Lake Elsinore, and Canyon Lake. The Fishery Management Plan and Survey is being finalized and it was discovered that there is not a lot of population of carp, so the need for a carp removal operation is not anticipated. In addition, the fish tissue sampling data results show that the fish is healthy, and PCBs is no longer a factor and can be de-listed as a constituent. Chair Williams questioned if it is expected to have any issues with Lake Elsinore and the constituent PFAs? Norton noted that Lake Elsinore is not a drinking water supply source and does not see it as being an issue. The issue might be with Canyon Lake, there are some studies being done by EMWD and March Air Reserve Base, they had problems with groundwater rising and showed some levels of PFAs. The Emerging Constituents Program Task Force is meeting next Monday and EMWD will be presenting on their findings at the March Air Reserve Base. Norton noted he will make sure the invite list is extended to the Board members staff.

This item was for informational and discussion purposes; no action was taken on Agenda Item No. 7.C.

D. ADMINISTRATOR'S COMMENTS

Mark Norton noted that the LESJWA Water Summit is postponed for 2021 due to COVID-19.

E. DIRECTORS' COMMENTS

Director Dennstedt requested that the LESJWA Board packets be placed into a Drobox to mirror how the SAWPA Commission Agenda packet gets put into Drobox.

F. FUTURE AGENDA ITEMS REQUESTS

There was no future agenda items requests.

8. CLOSED SESSION

There was no Closed Session.

9. ADJOURNMENT

There being no further business for review, Chair Williams adjourned the meeting at 5:02 p.m.

Approved at a Regular Meeting of the Lake Elsinore & San Jacinto Watersheds Authority Board of Directors Meeting on Thursday, October 15, 2020.

Phil Williams, Chair

Attest:

Sara Villa, Clerk of the Board

Lake Elsinore and San Jacinto Watersheds Authority

FINANCIAL STATEMENTS

May 2020

LAKE ELSINORE & SAN JACINTO WATERSHEDS AUTHORITY
 CASH FLOW STATEMENT
 AS OF 05/31/2020

Balance as of 04/30/2020 \$ 405,070.41

Funds Received
Deposits:

Open - Grant Invoices

Open - Member & Other Contributions

WRCAG	\$	52,967.00
CR&R	\$	23,496.00
CR&R	\$	60,050.00
Total Due LESJWA	\$	136,513.00

Disbursement List - May 2020 \$ (61,631.64)

Funds Available as of 05/31/2020 **\$ 343,438.77**

Funds Available:

Checking	\$	39,710.64
LAIF	\$	303,728.13
Total	\$	<u>343,438.77</u>

Lake Elsinore San Jacinto Watersheds Authority
 LE/CL TMDL Invoice History
 FYE 2011 - 2020
 as of May 31, 2020

Agency	FY 2011-12	FY 2012-13	FY 2013-14	FY 2014-15	FY 2015-16	FY 2016-17	FY 2017-18	FY 2018-19	FY 2019-20
March ARB	10,000.00	13,050.00	12,500.00	35,226.00	25,176.00	38,321.00	29,864.00	27,890.00	32,863.00
CalTrans	10,000.00	13,050.00	12,500.00	28,656.00	26,072.00	40,421.00	31,964.00	29,996.00	34,286.00
City of Beaumont	3,900.00	1,865.00	19,263.00	24,280.00	26,866.00	37,421.00	28,128.00	14,160.00	28,251.00
City of Canyon Lake	3,396.00	644.00	18,389.00	34,863.00	24,142.00	42,521.00	33,586.00	28,780.00	33,754.00
City of Hemet	22,696.00	6,286.00	18,175.00	25,510.00	27,958.00	54,278.00	36,426.00	29,084.00	41,830.00
City of Lake Elsinore	73,133.00	-	19,381.00	30,580.00	32,463.00	37,421.00	22,330.00	28,521.00	33,361.00
City of Menifee	20,458.00	23,649.00	44,155.00	55,821.00	23,584.00	100,499.00	100,906.00	112,252.00	86,846.00
City of Moreno Valley	52,520.00	15,425.00	103,565.00	113,058.00	17,750.00	96,414.00	74,122.00	144,495.00	80,826.00
City of Murrieta	650.00	-	12,426.00	24,280.00	26,866.00	38,321.00	31,337.00	22,796.00	30,774.00
City of Perris	16,580.00	5,752.00	18,869.00	26,739.00	29,050.00	59,821.00	50,374.00	66,775.00	50,792.00
City of Riverside	2,965.00	1,575.00	17,641.00	24,280.00	26,866.00	38,921.00	30,293.00	24,896.00	26,751.00
City of San Jacinto	11,133.00	4,315.00	19,487.00	24,280.00	26,866.00	37,721.00	23,290.00	27,296.00	26,751.00
City of Wildomar	3,859.00	4,461.00	8,307.00	19,528.00	26,460.00	41,642.00	28,841.00	21,872.00	31,578.00
County of Riverside	32,919.00	-	30,165.00	36,469.00	30,362.00	68,931.00	69,034.00	76,601.00	81,634.00
CR&R	-	-	-	-	-	-	-	60,050.00	23,496.00
Dept of Fish and Game	10,000.00	13,050.00	12,500.00	18,435.00	28,840.00	35,121.00	22,857.00	16,818.00	26,751.00
Eastern Municipal Water District	10,000.00	13,050.00	12,500.00	16,225.00	23,525.00	27,789.00	15,724.00	16,222.00	23,496.00
Elsinore Valley Municipal Water District	61,070.00	-	12,500.00	16,225.00	23,525.00	30,361.00	18,327.00	12,626.00	24,934.00
March JPA	10,000.00	13,050.00	12,500.00	24,485.00	27,160.00	38,921.00	30,464.00	24,596.00	31,006.00
Nevada Hydro	-	-	-	-	-	-	-	17,996.00	-
San Jacinto Agricultural Operators	14,011.00	28,278.00	12,500.00	47,549.00	23,530.58	45,785.00	31,391.00	37,999.65	52,967.00
San Jacinto Dairy & CAFO Operators	10,000.00	10,211.00	12,500.00	16,225.00	-	-	-	2,700.00	2,850.00
Total	379,290.00	167,711.00	429,823.00	642,714.00	497,061.58	910,630.00	709,258.00	844,421.65	805,797.00
Total Paid Contributions	379,290.00	167,711.00	429,823.00	642,714.00	497,061.58	910,630.00	709,258.00	766,375.65	729,334.00
Total Outstanding Contributions	-	-	-	-	-	-	-	78,046.00	76,463.00
Total Outstanding Contributions									
CR&R	-	-	-	-	-	-	-	60,050.00	23,496.00
Nevada Hydro	-	-	-	-	-	-	-	17,996.00	-
San Jacinto Dairy & CAFO Operators	-	-	-	-	-	-	-	-	52,967.00
Total Outstanding All Years	-	-	-	-	-	-	-	78,046.00	76,463.00

Lake Elsinore/San Jacinto Watershed Authority
Statement of Net Assets
For the Eleven Months Ending Sunday, May 31, 2020

Assets

Checking - US Bank	\$39,710.64
L.A.I.F.	303,728.13
Accounts Receivable	136,513.00
Total Assets	<u>\$479,951.77</u>

Liabilities

Accounts Payable	<u>92,050.75</u>
Total Liabilities	<u>\$92,050.75</u>

Retained Earnings 344,798.99

Excess Revenue over (under) Expenditures \$43,102.03

 Total Net Assets \$387,901.02

Total Liabilities and Net Assets \$479,951.77

Lake Elsinore/San Jacinto Watershed Authority
Revenues, Expenses and Changes in Net Assets
For the Eleven Months Ending Sunday, May 31, 2020

	Period Actual	YTD Actual	Annual Budget	% Used	Budget Variance
Revenues					
LAIF Interest	\$0.00	\$7,236.55	\$5,500.00	131.57%	(\$1,736.55)
Member Agency Contributions	0.00	263,683.00	270,415.00	97.51%	6,732.00
Other Agency Contributions	0.00	652,114.00	686,082.00	95.05%	33,968.00
Total Revenues	\$0.00	\$923,033.55	\$961,997.00	95.95%	\$38,963.45
Expenses					
Salaries - Regular	3,927.89	58,145.35	60,115.00	96.72%	1,969.65
Payroll Burden	1,791.12	26,514.30	27,412.00	96.73%	897.70
Overhead	5,911.48	87,508.76	90,473.00	96.72%	2,964.24
Audit Fees	0.00	5,000.00	5,000.00	100.00%	0.00
Consulting - General	22,468.15	698,721.38	503,780.00	138.70%	(194,941.38)
Other Contract Services	0.00	0.00	90,257.00	0.00%	90,257.00
LEAMS Offset Credit License	0.00	0.00	170,460.00	0.00%	170,460.00
Legal Fees	0.00	1,225.00	2,500.00	49.00%	1,275.00
Meeting & Conference Expense	0.00	96.22	100.00	96.22%	3.78
Shipping & Postage	0.00	0.00	50.00	0.00%	50.00
Office Supplies	0.00	0.00	60.00	0.00%	60.00
Other Expense	0.00	0.00	59.00	0.00%	59.00
Insurance Expense	0.00	2,504.00	2,553.00	98.08%	49.00
Interest Expense	0.00	216.51	91.00	237.92%	(125.51)
Total Expenditures	\$34,098.64	\$879,931.52	\$952,910.00	92.34%	\$72,978.48
Excess Revenue over (under) Expenditures	(\$34,098.64)	\$43,102.03	\$9,087.00	474.33%	(\$34,015.03)

Lake Elsinore San Jacinto Watersheds Authority
Revenues, Expenses and Changes in Net Assets by Project
For the Month Ending May 31, 2020

	JPA Administration	TMDL Task Force	Total	Budget	% Used	Budget Variance
Revenues						
State Grant Proceeds	\$ -	\$ -	\$ -	\$ -	100.00%	\$ -
LAIF Interest	7,236.55	-	7,236.55	5,500.00	131.57%	(1,736.55)
Member Agency Contributions	110,000.00	153,683.00	263,683.00	270,415.00	97.51%	6,732.00
Other Agency Contributions	-	652,114.00	652,114.00	686,082.00	95.05%	33,968.00
Miscellaneous Revenue	-	-	-	-	100.00%	-
Total Revenues	\$ 117,236.55	\$ 805,797.00	\$ 923,033.55	\$ 961,997.00	95.95%	\$ 38,963.45
Expenditures						
Salaries	\$ 25,131.43	\$ 33,013.92	\$ 58,145.35	\$ 60,115.00	96.72%	\$ 1,969.65
Benefits	11,459.94	15,054.36	26,514.30	27,412.00	96.73%	897.70
Indirect Costs	37,822.81	49,685.95	87,508.76	90,473.00	96.72%	2,964.24
Audit Fees	5,000.00	-	5,000.00	5,000.00	100.00%	-
Consulting	21,200.00	677,521.38	698,721.38	503,780.00	138.70%	(194,941.38)
Other Contract Services	-	-	-	90,257.00	0.00%	90,257.00
Legal Fees	1,225.00	-	1,225.00	2,500.00	0.00%	1,275.00
Meeting & Conference Expense	29.00	67.22	96.22	100.00	96.22%	3.78
Shipping & Postage	-	-	-	50.00	0.00%	50.00
Other Expense	-	-	-	59.00	0.00%	59.00
LEAMS Excess Offset Credit	-	-	-	170,460.00	0.00%	170,460.00
Insurance Expense	2,504.00	-	2,504.00	2,553.00	98.08%	49.00
Office Supplies	-	-	-	60.00	0.00%	60.00
Interest Expense	216.51	-	216.51	91.00	237.92%	(125.51)
Total Expenditures	\$ 104,588.69	\$ 775,342.83	\$ 879,931.52	\$ 952,910.00	92.34%	\$ 72,978.48
Excess Revenue over (under) Expenditures	\$ 12,647.86	\$ 30,454.17	\$ 43,102.03	\$ 9,087.00	100.00%	\$ (34,015.03)
Cash Balance @ 05/31/2020	\$ 84,620.59	\$ 258,818.18	\$ 343,438.77			

**Lake Elsinore San Jacinto
Watershed Authority
Disbursements
May 2020**

Check #	Check Date	Type	Vendor	Check Amount
1103	5/7/2020	CHK	Sol Media	\$1,200.00
EFT293	5/7/2020	CHK	Law Office of David L. Wysocki	\$175.00
EFT294	5/7/2020	CHK	CDM Smith Inc	\$16,019.36
EFT295	5/7/2020	CHK	Wood Environment & Infrastructure	\$8,244.06
EFT296	5/7/2020	CHK	Somach Simmons and Dunn	\$4,726.50
EFT297	5/21/2020	CHK	Santa Ana Watershed Project Authority	\$29,978.66
EFT298	5/21/2020	CHK	DeGrave Communications	\$1,288.06
Total Disbursements May 2020				<u><u>\$61,631.64</u></u>

Page Intentionally Blank

Lake Elsinore and San Jacinto Watersheds Authority

FINANCIAL STATEMENTS

June 2020

LAKE ELSINORE & SAN JACINTO WATERSHEDS AUTHORITY
 CASH FLOW STATEMENT
 AS OF 06/30/2020

Balance as of 05/31/2020 \$ 343,438.77

Funds Received

Deposits:

WRCAG \$ 38,927.00

Open - Grant Invoices

Open - Member & Other Contributions

WRCAG \$ 14,040.00

Total Due LESJWA \$ 14,040.00

Disbursement List - June 2020 \$ (92,050.75)

Funds Available as of 06/30/2020 \$ 290,315.02

Funds Available:

Checking \$ 36,586.89

LAIF \$ 253,728.13

Total \$ 290,315.02

Lake Elsinore San Jacinto Watersheds Authority
 LE/CL TMDL Invoice History
 FYE 2011 - 2020
 as of May 31, 2020

Agency	FY 2011-12	FY 2012-13	FY 2013-14	FY 2014-15	FY 2015-16	FY 2016-17	FY 2017-18	FY 2018-19	FY 2019-20
March ARB	10,000.00	13,050.00	12,500.00	35,226.00	25,176.00	38,321.00	29,864.00	27,890.00	32,863.00
CalTrans	10,000.00	13,050.00	12,500.00	28,656.00	26,072.00	40,421.00	31,964.00	29,996.00	34,286.00
City of Beaumont	3,900.00	1,865.00	19,263.00	24,280.00	26,866.00	37,421.00	28,128.00	14,160.00	28,251.00
City of Canyon Lake	3,396.00	644.00	18,389.00	34,863.00	24,142.00	42,521.00	33,586.00	28,780.00	33,754.00
City of Hemet	22,696.00	6,286.00	18,175.00	25,510.00	27,958.00	54,278.00	36,426.00	29,084.00	41,830.00
City of Lake Elsinore	73,133.00	-	19,381.00	30,580.00	32,463.00	37,421.00	22,330.00	28,521.00	33,361.00
City of Menifee	20,458.00	23,649.00	44,155.00	55,821.00	23,584.00	100,499.00	100,906.00	112,252.00	86,846.00
City of Moreno Valley	52,520.00	15,425.00	103,565.00	113,058.00	17,750.00	96,414.00	74,122.00	144,495.00	80,826.00
City of Murrieta	650.00	-	12,426.00	24,280.00	26,866.00	38,321.00	31,337.00	22,796.00	30,774.00
City of Perris	16,580.00	5,752.00	18,869.00	26,739.00	29,050.00	59,821.00	50,374.00	66,775.00	50,792.00
City of Riverside	2,965.00	1,575.00	17,641.00	24,280.00	26,866.00	38,921.00	30,293.00	24,896.00	26,751.00
City of San Jacinto	11,133.00	4,315.00	19,487.00	24,280.00	26,866.00	37,721.00	23,290.00	27,296.00	26,751.00
City of Wildomar	3,859.00	4,461.00	8,307.00	19,528.00	26,460.00	41,642.00	28,841.00	21,872.00	31,578.00
County of Riverside	32,919.00	-	30,165.00	36,469.00	30,362.00	68,931.00	69,034.00	76,601.00	81,634.00
CR&R	-	-	-	-	-	-	-	-	-
Dept of Fish and Game	10,000.00	13,050.00	12,500.00	18,435.00	28,840.00	35,121.00	22,857.00	16,818.00	26,751.00
Eastern Municipal Water District	10,000.00	13,050.00	12,500.00	16,225.00	23,525.00	27,789.00	15,724.00	16,222.00	23,496.00
Elsinore Valley Municipal Water District	61,070.00	-	12,500.00	16,225.00	23,525.00	30,361.00	18,327.00	12,626.00	24,934.00
March JPA	10,000.00	13,050.00	12,500.00	24,485.00	27,160.00	38,921.00	30,464.00	24,596.00	31,006.00
Nevada Hydro	-	-	-	-	-	-	-	17,996.00	-
San Jacinto Agricultural Operators	14,011.00	28,278.00	12,500.00	47,549.00	23,530.58	45,785.00	31,391.00	37,999.65	52,967.00
San Jacinto Dairy & CAFO Operators	10,000.00	10,211.00	12,500.00	16,225.00	-	-	-	2,700.00	2,850.00
Total	379,290.00	167,711.00	429,823.00	642,714.00	497,061.58	910,630.00	709,258.00	784,371.65	782,301.00
Total Paid Contributions	379,290.00	167,711.00	429,823.00	642,714.00	497,061.58	910,630.00	709,258.00	766,375.65	768,261.00
Total Outstanding Contributions	-	-	-	-	-	-	-	17,996.00	14,040.00
Total Outstanding Contributions									
Nevada Hydro	-	-	-	-	-	-	-	17,996.00	-
San Jacinto Dairy & CAFO Operators	-	-	-	-	-	-	-	-	14,040.00
Total Outstanding All Years	-	-	-	-	-	-	-	17,996.00	14,040.00

Lake Elsinore/San Jacinto Watershed Authority
Statement of Net Assets
For the Twelve Months Ending Tuesday, June 30, 2020

Assets

Checking - US Bank	\$36,586.89
L.A.I.F.	253,728.13
Accounts Receivable	14,040.00
Interest Receivable	1,193.84
Total Assets	<u>\$305,548.86</u>

Liabilities

Accounts Payable	34,406.42
Accrued Accounts Payable	5,666.27
Total Liabilities	<u>\$40,072.69</u>

Retained Earnings 344,798.99

Excess Revenue over (under) Expenditures (\$79,322.82)

 Total Net Assets \$265,476.17

Total Liabilities and Net Assets \$305,548.86

Lake Elsinore/San Jacinto Watershed Authority
Revenues, Expenses and Changes in Net Assets
For the Twelve Months Ending Tuesday, June 30, 2020

	Period Actual	YTD Actual	Annual Budget	% Used	Budget Variance
Revenues					
LAIF Interest	\$1,193.84	\$8,430.39	\$5,500.00	153.28%	(\$2,930.39)
Member Agency Contributions	0.00	263,683.00	270,415.00	97.51%	6,732.00
Other Agency Contributions	(83,546.00)	568,568.00	686,082.00	82.87%	117,514.00
Total Revenues	(\$82,352.16)	\$840,681.39	\$961,997.00	87.39%	\$121,315.61
Expenses					
Salaries - Regular	6,321.62	64,466.97	60,115.00	107.24%	(4,351.97)
Payroll Burden	2,882.66	29,396.96	27,412.00	107.24%	(1,984.96)
Overhead	9,514.04	97,022.80	90,473.00	107.24%	(6,549.80)
Audit Fees	0.00	5,000.00	5,000.00	100.00%	0.00
Consulting - General	21,113.10	719,834.48	503,780.00	142.89%	(216,054.48)
Other Contract Services	0.00	0.00	90,257.00	0.00%	90,257.00
LEAMS Offset Credit License	0.00	0.00	170,460.00	0.00%	170,460.00
Legal Fees	175.00	1,400.00	2,500.00	56.00%	1,100.00
Meeting & Conference Expense	0.00	96.22	100.00	96.22%	3.78
Shipping & Postage	0.00	0.00	50.00	0.00%	50.00
Office Supplies	0.00	0.00	60.00	0.00%	60.00
Other Expense	0.00	0.00	59.00	0.00%	59.00
Insurance Expense	0.00	2,504.00	2,553.00	98.08%	49.00
Interest Expense	66.27	282.78	91.00	310.75%	(191.78)
Total Expenditures	\$40,072.69	\$920,004.21	\$952,910.00	96.55%	\$32,905.79
Excess Revenue over (under) Expenditures	(\$122,424.85)	(\$79,322.82)	\$9,087.00	-872.93%	\$88,409.82

Lake Elsinore San Jacinto Watersheds Authority
Revenues, Expenses and Changes in Net Assets by Project
For the Month Ending June 30, 2020

	JPA Administration	TMDL Task Force	Total	Budget	% Used	Budget Variance
Revenues						
State Grant Proceeds	\$ -	\$ -	\$ -	\$ -	100.00%	\$ -
LAIF Interest	8,430.39	-	8,430.39	5,500.00	153.28%	(2,930.39)
Member Agency Contributions	110,000.00	153,683.00	263,683.00	270,415.00	97.51%	6,732.00
Other Agency Contributions	-	568,568.00	568,568.00	686,082.00	82.87%	117,514.00
Miscellaneous Revenue	-	-	-	-	100.00%	-
Total Revenues	\$ 118,430.39	\$ 722,251.00	\$ 840,681.39	\$ 961,997.00	87.39%	\$ 121,315.61
Expenditures						
Salaries	\$ 27,534.29	\$ 36,932.68	\$ 64,466.97	\$ 60,115.00	107.24%	\$ (4,351.97)
Benefits	12,555.64	16,841.32	29,396.96	27,412.00	107.24%	(1,984.96)
Indirect Costs	41,439.11	55,583.69	97,022.80	90,473.00	107.24%	(6,549.80)
Audit Fees	5,000.00	-	5,000.00	5,000.00	100.00%	-
Consulting	21,200.00	698,634.48	719,834.48	503,780.00	142.89%	(216,054.48)
Other Contract Services	-	-	-	90,257.00	0.00%	90,257.00
Legal Fees	1,400.00	-	1,400.00	2,500.00	0.00%	1,100.00
Meeting & Conference Expense	29.00	67.22	96.22	100.00	96.22%	3.78
Shipping & Postage	-	-	-	50.00	0.00%	50.00
Other Expense	-	-	-	59.00	0.00%	59.00
LEAMS Excess Offset Credit	-	-	-	170,460.00	0.00%	170,460.00
Insurance Expense	2,504.00	-	2,504.00	2,553.00	98.08%	49.00
Office Supplies	-	-	-	60.00	0.00%	60.00
Interest Expense	282.78	-	282.78	91.00	310.75%	(191.78)
Total Expenditures	\$ 111,944.82	\$ 808,059.39	\$ 920,004.21	\$ 952,910.00	96.55%	\$ 32,905.79
Excess Revenue over (under) Expenditures	\$ 6,485.57	\$ (85,808.39)	\$ (79,322.82)	\$ 9,087.00	100.00%	\$ 88,409.82
Cash Balance @ 06/30/2020	\$ 82,811.59	\$ 207,503.43	\$ 290,315.02			

**Lake Elsinore San Jacinto
Watershed Authority
Disbursements
June 2020**

Check #	Check Date	Type	Vendor	Check Amount
1104	6/18/2020	CHK	Kahn, Soares & Conway, LLP	\$6,624.00
EFT299	6/4/2020	CHK	Risk Sciences	\$3,150.00
EFT300	6/11/2020	CHK	Santa Ana Watershed Project	\$11,630.49
EFT301	6/11/2020	CHK	Wood Environment & Infrastru	\$49,489.11
EFT302	6/18/2020	CHK	DeGrave Communications	\$495.90
EFT303	6/30/2020	CHK	CDM Smith Inc	\$4,241.00
EFT304	6/30/2020	CHK	Wood Environment & Infrastru	\$16,420.25
Total Disbursements June 2020				<u><u>\$92,050.75</u></u>

Page Intentionally Blank

Lake Elsinore and San Jacinto Watersheds Authority

FINANCIAL STATEMENTS

July 2020

LAKE ELSINORE & SAN JACINTO WATERSHEDS AUTHORITY
 CASH FLOW STATEMENT
 AS OF 07/31/2020

Balance as of 06/30/2020 \$ 290,315.02

Funds Received

Deposits:

City of Canyon Lake	\$	20,000.00
City of Lake Elsinore	\$	20,000.00
County of Riverside	\$	20,000.00
City of Canyon Lake	\$	37,787.00
LAIF Interest	\$	1,193.84

Open - Grant Invoices

Open - Member & Other Contributions

EVMWD	\$20,000.00
SAWPA	\$10,000.00
RCFCD	\$20,000.00
Cal Trans	\$37,651.00
City of Beaumont	\$28,935.00
City of Hemet	\$46,261.00
City of Lake Elsinore	\$34,071.00
City of Menifee	\$92,189.00
City of Moreno Valley	\$83,847.00
City of Murrieta	\$34,433.00
City of Perris	\$54,723.00
City of Riverside	\$28,635.00
City of San Jacinto	\$27,435.00
City of Wildomar	\$30,945.00
County of Riverside	\$88,734.00
Department of Fish and Wildlife	\$27,435.00
EVMWD	\$28,516.00
March AFB	\$36,460.00
March JPA	\$34,412.00
WRCAC	\$45,364.00
EMWD	\$26,935.00
WRCAG	\$ 14,040.00
Total Due LESJWA	\$851,021.00

Disbursement List - July 2020 \$ (34,406.42)

Funds Available as of 07/31/2020 **\$ 354,889.44**

Funds Available:

Checking	\$	99,967.47
LAIF	\$	254,921.97
Total	\$	354,889.44

Lake Elsinore San Jacinto Watersheds Authority
 LE/CL TMDL Invoice History
 FYE 2011 - 2021
 as of July 31, 2020

Agency	FY 2011-12	FY 2012-13	FY 2013-14	FY 2014-15	FY 2015-16	FY 2016-17	FY 2017-18	FY 2018-19	FY 2019-20	FY 2020-21
March ARB	10,000.00	13,050.00	12,500.00	35,226.00	25,176.00	38,321.00	29,864.00	27,890.00	32,863.00	36,460.00
CalTrans	10,000.00	13,050.00	12,500.00	28,656.00	26,072.00	40,421.00	31,964.00	29,996.00	34,286.00	37,651.00
City of Beaumont	3,900.00	1,865.00	19,263.00	24,280.00	26,866.00	37,421.00	28,128.00	14,160.00	28,251.00	28,935.00
City of Canyon Lake	3,396.00	644.00	18,389.00	34,863.00	24,142.00	42,521.00	33,586.00	28,780.00	33,754.00	37,787.00
City of Hemet	22,696.00	6,286.00	18,175.00	25,510.00	27,958.00	54,278.00	36,426.00	29,084.00	41,830.00	46,261.00
City of Lake Elsinore	73,133.00	-	19,381.00	30,580.00	32,463.00	37,421.00	22,330.00	28,521.00	33,361.00	34,071.00
City of Menifee	20,458.00	23,649.00	44,155.00	55,821.00	23,584.00	100,499.00	100,906.00	112,252.00	86,846.00	92,189.00
City of Moreno Valley	52,520.00	15,425.00	103,565.00	113,058.00	17,750.00	96,414.00	74,122.00	144,495.00	80,826.00	83,847.00
City of Murrieta	650.00	-	12,426.00	24,280.00	26,866.00	38,321.00	31,337.00	22,796.00	30,774.00	34,433.00
City of Perris	16,580.00	5,752.00	18,869.00	26,739.00	29,050.00	59,821.00	50,374.00	66,775.00	50,792.00	54,723.00
City of Riverside	2,965.00	1,575.00	17,641.00	24,280.00	26,866.00	38,921.00	30,293.00	24,896.00	26,751.00	28,635.00
City of San Jacinto	11,133.00	4,315.00	19,487.00	24,280.00	26,866.00	37,721.00	23,290.00	27,296.00	26,751.00	27,435.00
City of Wildomar	3,859.00	4,461.00	8,307.00	19,528.00	26,460.00	41,642.00	28,841.00	21,872.00	31,578.00	30,945.00
County of Riverside	32,919.00	-	30,165.00	36,469.00	30,362.00	68,931.00	69,034.00	76,601.00	81,634.00	88,734.00
CR&R	-	-	-	-	-	-	-	-	-	-
Dept of Fish and Game	10,000.00	13,050.00	12,500.00	18,435.00	28,840.00	35,121.00	22,857.00	16,818.00	26,751.00	27,435.00
Eastern Municipal Water District	10,000.00	13,050.00	12,500.00	16,225.00	23,525.00	27,789.00	15,724.00	16,222.00	23,496.00	26,935.00
Elsinore Valley Municipal Water District	61,070.00	-	12,500.00	16,225.00	23,525.00	30,361.00	18,327.00	12,626.00	24,934.00	28,516.00
March JPA	10,000.00	13,050.00	12,500.00	24,485.00	27,160.00	38,921.00	30,464.00	24,596.00	31,006.00	34,412.00
Nevada Hydro	-	-	-	-	-	-	-	17,996.00	-	-
San Jacinto Agricultural Operators	14,011.00	28,278.00	12,500.00	47,549.00	23,530.58	45,785.00	31,391.00	37,999.65	52,967.00	43,864.00
San Jacinto Dairy & CAFO Operators	10,000.00	10,211.00	12,500.00	16,225.00	-	-	-	2,700.00	2,850.00	1,500.00
Total	379,290.00	167,711.00	429,823.00	642,714.00	497,061.58	910,630.00	709,258.00	784,371.65	782,301.00	824,768.00
Total Paid Contributions	379,290.00	167,711.00	429,823.00	642,714.00	497,061.58	910,630.00	709,258.00	766,375.65	768,261.00	37,787.00
Total Outstanding Contributions	-	-	-	-	-	-	-	17,996.00	14,040.00	786,981.00
Total Outstanding Contributions										
Nevada Hydro	-	-	-	-	-	-	-	17,996.00	-	-
San Jacinto Dairy & CAFO Operators									14,040.00	-
March ARB										36,460.00
CalTrans										37,651.00
City of Beaumont										28,935.00
City of Hemet										46,261.00
City of Lake Elsinore										34,071.00
City of Menifee										92,189.00
City of Moreno Valley										83,847.00
City of Murrieta										34,433.00
City of Perris										54,723.00
City of Riverside										28,635.00
City of San Jacinto										27,435.00
City of Wildomar										30,945.00
County of Riverside										88,734.00
Dept of Fish and Game										27,435.00
Eastern Municipal Water District										26,935.00
Elsinore Valley Municipal Water District										28,516.00
March JPA										34,412.00
San Jacinto Agricultural Operators										43,864.00
San Jacinto Dairy & CAFO Operators										1,500.00
Total Outstanding All Years	-	-	-	-	-	-	-	17,996.00	14,040.00	786,981.00

Lake Elsinore/San Jacinto Watershed Authority
Statement of Net Assets
For the One Month Ending Friday, July 31, 2020

Assets

Checking - US Bank	\$99,967.47
L.A.I.F.	254,921.97
Accounts Receivable	851,021.00
Total Assets	<u>\$1,205,910.44</u>

Liabilities

Accounts Payable	147,831.36
Total Liabilities	<u>\$147,831.36</u>

Retained Earnings	171,126.17
-------------------	------------

Excess Revenue over (under) Expenditures	<u>\$886,952.91</u>
--	---------------------

Total Net Assets	<u>\$1,058,079.08</u>
------------------	-----------------------

Total Liabilities and Net Assets	<u><u>\$1,205,910.44</u></u>
----------------------------------	------------------------------

Lake Elsinore/San Jacinto Watershed Authority
Revenues, Expenses and Changes in Net Assets
For the One Month Ending Friday, July 31, 2020

	Period Actual	YTD Actual	Annual Budget	% Used	Budget Variance
Revenues					
LAIF Interest	\$0.00	\$0.00	\$5,500.00	0.00%	\$5,500.00
Member Agency Contributions	279,108.00	279,108.00	279,108.00	100.00%	0.00
Other Agency Contributions	655,660.00	655,660.00	665,447.00	98.53%	9,787.00
Total Revenues	\$934,768.00	\$934,768.00	\$950,055.00	98.39%	\$15,287.00
Expenses					
Salaries - Regular	7,275.75	7,275.75	60,115.00	12.10%	52,839.25
Payroll Burden	3,295.91	3,295.91	27,232.00	12.10%	23,936.09
Overhead	10,971.83	10,971.83	90,653.00	12.10%	79,681.17
Audit Fees	0.00	0.00	5,000.00	0.00%	5,000.00
Consulting - General	23,507.60	23,507.60	646,185.00	3.64%	622,677.40
LEAMS Offset Credit License	0.00	0.00	115,290.00	0.00%	115,290.00
Legal Fees	175.00	175.00	1,100.00	15.91%	925.00
Meeting & Conference Expense	0.00	0.00	100.00	0.00%	100.00
Shipping & Postage	0.00	0.00	50.00	0.00%	50.00
Office Supplies	0.00	0.00	60.00	0.00%	60.00
Other Expense	50.00	50.00	60.00	83.33%	10.00
Insurance Expense	2,539.00	2,539.00	2,553.00	99.45%	14.00
Interest Expense	0.00	0.00	160.00	0.00%	160.00
Total Expenditures	\$47,815.09	\$47,815.09	\$948,558.00	5.04%	\$900,742.91
Excess Revenue over (under) Expenditures	\$886,952.91	\$886,952.91	\$1,497.00	59248.69%	(\$885,455.91)

Lake Elsinore San Jacinto Watersheds Authority
Revenues, Expenses and Changes in Net Assets by Project
For the Month Ending July 31, 2020

	JPA		TMDL		Total		Budget	% Used	Budget Variance		
	Administration		Task Force								
Revenues											
State Grant Proceeds	\$	-	\$	-	\$	-	\$	100.00%	\$	-	
LAIF Interest					-	5,500.00	0.00%		5,500.00		
Member Agency Contributions		90,000.00		189,108.00	279,108.00	279,108.00	100.00%		-		
Other Agency Contributions				655,660.00	655,660.00	665,447.00	98.53%		9,787.00		
Miscellaneous Revenue					-	-	100.00%		-		
Total Revenues	\$	90,000.00	\$	844,768.00	\$	934,768.00	\$	950,055.00	98.39%	\$	15,287.00
Expenditures											
Salaries	\$	3,068.08	\$	4,207.67	\$	7,275.75	\$	60,115.00	12.10%	\$	52,839.25
Benefits		1,389.84		1,906.07	3,295.91	27,232.00	12.10%		23,936.09		
Indirect Costs		4,626.66		6,345.17	10,971.83	90,653.00	12.10%		79,681.17		
Audit Fees					-	5,000.00	0.00%		5,000.00		
Consulting		2,053.33		21,454.27	23,507.60	468,900.00	5.01%		445,392.40		
Other Contract Services					-	177,285.00	0.00%		177,285.00		
Legal Fees		175.00			175.00	1,100.00	0.00%		925.00		
Meeting & Conference Expense					-	100.00	0.00%		100.00		
Shipping & Postage					-	50.00	0.00%		50.00		
Other Expense		50.00			50.00	60.00	83.33%		10.00		
LEAMS Excess Offset Credit					-	115,290.00	0.00%		115,290.00		
Insurance Expense		2,539.00			2,539.00	2,553.00	99.45%		14.00		
Office Supplies						60.00	0.00%		60.00		
Interest Expense					-	160.00	0.00%		160.00		
Total Expenditures	\$	13,901.91	\$	33,913.18	\$	47,815.09	\$	948,558.00	5.04%	\$	900,742.91
Excess Revenue over (under) Expenditures	\$	76,098.09	\$	810,854.82	\$	886,952.91	\$	1,497.00	100.00%	\$	(885,455.91)
Cash Balance @ 07/31/2020	\$	165,538.00	\$	279,351.44	\$	444,889.44					

**Lake Elsinore San Jacinto
Watershed Authority
Disbursements
July 2020**

Check #	Check Date	Type	Vendor	Check Amount
EFT305	7/15/2020	CHK	Law Office of David L. Wysocki	\$175.00
EFT306	7/15/2020	CHK	Santa Ana Watershed Project Authority	\$18,718.32
EFT307	7/15/2020	CHK	Kahn, Soares & Conway, LLP	\$1,173.00
EFT308	7/23/2020	CHK	Wood Environment & Infrastructure	\$14,340.10
Total Disbursements July 2020				<u><u>\$34,406.42</u></u>

Page Intentionally Blank

Lake Elsinore and San Jacinto Watersheds Authority

FINANCIAL STATEMENTS

August 2020

LAKE ELSINORE & SAN JACINTO WATERSHEDS AUTHORITY
 CASH FLOW STATEMENT
 AS OF 08/31/2020

Balance as of 07/31/2020 \$ 354,889.44

Funds Received

Deposits:

City of Wildomar	\$30,945.00
RCFCD	\$20,000.00
SAWPA	\$10,000.00
Cal Trans	\$37,651.00
City of Lake Elsinore	\$34,071.00
EMWD	\$26,935.00
EVMWD	\$28,516.00
City of Hemet	\$46,261.00
City of Riverside	\$28,635.00
County of Riverside	\$88,734.00
March JPA	\$34,412.00

Open - Grant Invoices

Open - Member & Other Contributions

EVMWD	\$20,000.00
City of Beaumont	\$28,935.00
City of Menifee	\$92,189.00
City of Moreno Valley	\$83,847.00
City of Murrieta	\$34,433.00
City of Perris	\$54,723.00
City of San Jacinto	\$27,435.00
Department of Fish and Wildlife	\$27,435.00
March AFB	\$36,460.00
WRCAC	\$45,364.00
WRCAG	\$ 14,040.00
Total Due LESJWA	\$464,861.00

Disbursement List - August 2020 \$ (35,201.09)

Funds Available as of 08/31/2020 **\$ 705,848.35**

Funds Available:

Checking	\$ 450,926.38
LAIF	\$ 254,921.97
Total	\$ 705,848.35

Lake Elsinore San Jacinto Watersheds Authority
 LE/CL TMDL Invoice History
 FYE 2011 - 2021
 as of August 31, 2020

Agency	FY 2011-12	FY 2012-13	FY 2013-14	FY 2014-15	FY 2015-16	FY 2016-17	FY 2017-18	FY 2018-19	FY 2019-20	FY 2020-21
March ARB	10,000.00	13,050.00	12,500.00	35,226.00	25,176.00	38,321.00	29,864.00	27,890.00	32,863.00	36,460.00
CalTrans	10,000.00	13,050.00	12,500.00	28,656.00	26,072.00	40,421.00	31,964.00	29,996.00	34,286.00	37,651.00
City of Beaumont	3,900.00	1,865.00	19,263.00	24,280.00	26,866.00	37,421.00	28,128.00	14,160.00	28,251.00	28,935.00
City of Canyon Lake	3,396.00	644.00	18,389.00	34,863.00	24,142.00	42,521.00	33,586.00	28,780.00	33,754.00	37,787.00
City of Hemet	22,696.00	6,286.00	18,175.00	25,510.00	27,958.00	54,278.00	36,426.00	29,084.00	41,830.00	46,261.00
City of Lake Elsinore	73,133.00	-	19,381.00	30,580.00	32,463.00	37,421.00	22,330.00	28,521.00	33,361.00	34,071.00
City of Menifee	20,458.00	23,649.00	44,155.00	55,821.00	23,584.00	100,499.00	100,906.00	112,252.00	86,846.00	92,189.00
City of Moreno Valley	52,520.00	15,425.00	103,565.00	113,058.00	17,750.00	96,414.00	74,122.00	144,495.00	80,826.00	83,847.00
City of Murrieta	650.00	-	12,426.00	24,280.00	26,866.00	38,321.00	31,337.00	22,796.00	30,774.00	34,433.00
City of Perris	16,580.00	5,752.00	18,869.00	26,739.00	29,050.00	59,821.00	50,374.00	66,775.00	50,792.00	54,723.00
City of Riverside	2,965.00	1,575.00	17,641.00	24,280.00	26,866.00	38,921.00	30,293.00	24,896.00	26,751.00	28,635.00
City of San Jacinto	11,133.00	4,315.00	19,487.00	24,280.00	26,866.00	37,721.00	32,290.00	27,296.00	26,751.00	27,435.00
City of Wildomar	3,859.00	4,461.00	8,307.00	19,528.00	26,460.00	41,642.00	28,841.00	21,872.00	31,578.00	30,945.00
County of Riverside	32,919.00	-	30,165.00	36,469.00	30,362.00	68,931.00	69,034.00	76,601.00	81,634.00	88,734.00
CR&R	-	-	-	-	-	-	-	-	-	-
Dept of Fish and Game	10,000.00	13,050.00	12,500.00	18,435.00	28,840.00	35,121.00	22,857.00	16,818.00	26,751.00	27,435.00
Eastern Municipal Water District	10,000.00	13,050.00	12,500.00	16,225.00	23,525.00	27,789.00	15,724.00	16,222.00	23,496.00	26,935.00
Elsinore Valley Municipal Water District	61,070.00	-	12,500.00	16,225.00	23,525.00	30,361.00	18,327.00	12,626.00	24,934.00	28,516.00
March JPA	10,000.00	13,050.00	12,500.00	24,485.00	27,160.00	38,921.00	30,464.00	24,596.00	31,006.00	34,412.00
Nevada Hydro	-	-	-	-	-	-	-	17,996.00	-	-
San Jacinto Agricultural Operators	14,011.00	28,278.00	12,500.00	47,549.00	23,530.58	45,785.00	31,391.00	37,999.65	52,967.00	43,864.00
San Jacinto Dairy & CAFO Operators	10,000.00	10,211.00	12,500.00	16,225.00	-	-	-	2,700.00	2,850.00	1,500.00
Total	379,290.00	167,711.00	429,823.00	642,714.00	497,061.58	910,630.00	709,258.00	784,371.65	782,301.00	824,768.00
Total Paid Contributions	379,290.00	167,711.00	429,823.00	642,714.00	497,061.58	910,630.00	709,258.00	766,375.65	768,261.00	393,947.00
Total Outstanding Contributions	-	-	-	-	-	-	-	17,996.00	14,040.00	430,821.00
Total Outstanding Contributions										
Nevada Hydro	-	-	-	-	-	-	-	17,996.00	-	-
San Jacinto Dairy & CAFO Operators									14,040.00	
March ARB										36,460.00
City of Beaumont										28,935.00
City of Menifee										92,189.00
City of Moreno Valley										83,847.00
City of Murrieta										34,433.00
City of Perris										54,723.00
City of San Jacinto										27,435.00
Dept of Fish and Game										27,435.00
San Jacinto Agricultural Operators										43,864.00
San Jacinto Dairy & CAFO Operators										1,500.00
Total Outstanding All Years	-	-	-	-	-	-	-	17,996.00	14,040.00	430,821.00

Lake Elsinore/San Jacinto Watershed Authority
Statement of Net Assets
For the Two Months Ending Monday, August 31, 2020

Assets

Checking - US Bank	\$450,926.38
L.A.I.F.	254,921.97
Accounts Receivable	464,861.00
Total Assets	<u>\$1,170,709.35</u>

Liabilities

Accounts Payable	186,502.70
Total Liabilities	<u>\$186,502.70</u>

Retained Earnings 171,126.17

Excess Revenue over (under) Expenditures \$813,080.48

 Total Net Assets \$984,206.65

Total Liabilities and Net Assets \$1,170,709.35

Lake Elsinore/San Jacinto Watershed Authority
Revenues, Expenses and Changes in Net Assets
For the Two Months Ending Monday, August 31, 2020

	Period Actual	YTD Actual	Annual Budget	% Used	Budget Variance
Revenues					
LAIF Interest	\$0.00	\$0.00	\$5,500.00	0.00%	\$5,500.00
Member Agency Contributions	0.00	279,108.00	279,108.00	100.00%	0.00
Other Agency Contributions	0.00	655,660.00	665,447.00	98.53%	9,787.00
Total Revenues	\$0.00	\$934,768.00	\$950,055.00	98.39%	\$15,287.00
Expenses					
Salaries - Regular	5,904.87	13,180.62	60,115.00	21.93%	46,934.38
Payroll Burden	2,674.91	5,970.82	27,232.00	21.93%	21,261.18
Overhead	8,904.55	19,876.38	90,653.00	21.93%	70,776.62
Audit Fees	0.00	0.00	5,000.00	0.00%	5,000.00
Consulting - General	56,169.35	79,676.95	646,185.00	12.33%	566,508.05
LEAMS Offset Credit License	0.00	0.00	115,290.00	0.00%	115,290.00
Legal Fees	218.75	393.75	1,100.00	35.80%	706.25
Meeting & Conference Expense	0.00	0.00	100.00	0.00%	100.00
Shipping & Postage	0.00	0.00	50.00	0.00%	50.00
Office Supplies	0.00	0.00	60.00	0.00%	60.00
Other Expense	0.00	50.00	60.00	83.33%	10.00
Insurance Expense	0.00	2,539.00	2,553.00	99.45%	14.00
Interest Expense	0.00	0.00	160.00	0.00%	160.00
Total Expenditures	\$73,872.43	\$121,687.52	\$948,558.00	12.83%	\$826,870.48
Excess Revenue over (under) Expenditures	(\$73,872.43)	\$813,080.48	\$1,497.00	54313.99%	(\$811,583.48)

Lake Elsinore San Jacinto Watersheds Authority
Revenues, Expenses and Changes in Net Assets by Project
For the Month Ending August 31, 2020

	JPA Administration	TMDL Task Force	Total	Budget	% Used	Budget Variance
Revenues						
State Grant Proceeds	\$ -	\$ -	\$ -	\$ -	100.00%	\$ -
LAIF Interest			-	5,500.00	0.00%	5,500.00
Member Agency Contributions	90,000.00	189,108.00	279,108.00	279,108.00	100.00%	-
Other Agency Contributions		655,660.00	655,660.00	665,447.00	98.53%	9,787.00
Miscellaneous Revenue			-	-	100.00%	-
Total Revenues	\$ 90,000.00	\$ 844,768.00	\$ 934,768.00	\$ 950,055.00	98.39%	\$ 15,287.00
Expenditures						
Salaries	\$ 4,256.99	\$ 8,923.63	\$ 13,180.62	\$ 60,115.00	21.93%	\$ 46,934.38
Benefits	1,928.42	4,042.40	5,970.82	27,232.00	21.93%	21,261.18
Indirect Costs	6,419.54	13,456.84	19,876.38	90,653.00	21.93%	70,776.62
Audit Fees			-	5,000.00	0.00%	5,000.00
Consulting	5,564.58	74,112.37	79,676.95	468,900.00	16.99%	389,223.05
Other Contract Services			-	177,285.00	0.00%	177,285.00
Legal Fees	393.75		393.75	1,100.00	0.00%	706.25
Meeting & Conference Expense			-	100.00	0.00%	100.00
Shipping & Postage			-	50.00	0.00%	50.00
Other Expense	50.00		50.00	60.00	83.33%	10.00
LEAMS Excess Offset Credit			-	115,290.00	0.00%	115,290.00
Insurance Expense	2,539.00		2,539.00	2,553.00	99.45%	14.00
Office Supplies				60.00	0.00%	60.00
Interest Expense			-	160.00	0.00%	160.00
Total Expenditures	\$ 21,152.28	\$ 100,535.24	\$ 121,687.52	\$ 948,558.00	12.83%	\$ 826,870.48
Excess Revenue over (under) Expenditures	\$ 68,847.72	\$ 744,232.76	\$ 813,080.48	\$ 1,497.00	100.00%	\$ (811,583.48)
Cash Balance @ 08/31/2020	\$ 151,569.82	\$ 554,278.53	\$ 705,848.35			

**Lake Elsinore San Jacinto
Watershed Authority
Disbursements
August 2020**

Check #	Check Date	Type	Vendor	Check Amount
1101	08/05/2020	VOID	Somach Simmons and Dunn	(\$3,287.30)
1105	8/5/2020	CHK	Alliant Insurance Services	\$2,539.00
EFT309	8/5/2020	CHK	Law Office of David L. Wysoc	\$175.00
EFT310	8/5/2020	CHK	Risk Sciences	\$5,600.00
EFT311	8/5/2020	CHK	Somach Simmons and Dunn	\$3,287.30
EFT312	8/13/2020	CHK	Kahn, Soares & Conway, LLP	\$3,174.00
EFT313	8/19/2020	CHK	Santa Ana Watershed Project	\$21,659.76
EFT314	8/27/2020	CHK	DeGrave Communications	\$2,053.33
Total Disbursements August 2020				<u><u>\$35,201.09</u></u>

Page Intentionally Blank

Lake Elsinore & San Jacinto Watersheds Authority



City of Lake Elsinore • City of Canyon Lake • County of Riverside
Elsinore Valley Municipal Water District • Santa Ana Watershed Project Authority

LESJWA Education and Outreach Committee Meeting Notes

July 20, 2020

(Meeting was held as Zoom virtual meeting)

Members Present: Mark Norton, Chair, SAWPA
Bonnie Woodrome, EVMWD
Kasey Castillo, City of Canyon Lake
Nicole Dailey, City of Lake Elsinore
Alonzo Barrera, Riverside County Executive Office

Absent: Liselle DeGrave, DeGrave Communications (absent due to family illness)

1. Call to Order

Mark Norton called the Zoom virtual meeting to order at 12:05 pm.

2. Additions/Corrections to the Agenda

No corrections or additions to the agenda were made by the Committee.

3. Approval of the Meeting Notes

The meeting notes from April 13, 2020 were reviewed. The Committee agreed that the meeting notes were acceptable as prepared.

4. Lake Levels

The current lake levels at Lake Elsinore are 1243.55' (July 13) and 1380.76' at Canyon Lake (July 13). The lake levels recorded just prior to our last meeting were 1243.86' (April 10) at Lake Elsinore and 1382.66' at Canyon Lake (April 10). No further discussion occurred under this item.

5. Fish Survey Updates

Mr. Norton reported that a draft report of the Lake Elsinore Fishery Management Plan and Survey has been prepared by Wood Environmental Inc. and shared with the LE/CL TMDL Task Force. He also indicated that the task force supported some additional Lake Elsinore fish tissue analysis of fish that were collected by Wood and their lab. Preliminary fish tissues show that the DDT and PCB levels were well below State standards. These data will be forwarded to the State's water quality database, CEDEN. It is hoped that by the weight of evidence, there will be sufficient justification for removing this water segment-pollutant combination from the section 303(d) list for these constituents. Ms. Dailey stated that the draft report was forwarded to Robert Magee, LESJWA Board member, who also reviewed the report. His comments included a desire for more explanation for how the huge overpopulation of the silver side minnow had occurred and what could be done to control this overpopulation. Ms. Dailey said that the City has been very active in their fish stocking program and recently stocked the lake with 50,000 sterile bass fingerlings which they had trucked in from Arkansas. She indicated it is tough to obtain sterile fish as required by the State to avoid any risk of the fish preying on downstream threatened fish species.

Ms. Dailey said that at the next LE/CL TMDL Task Force meeting, the City of Lake Elsinore will request that the Task Force help to pay for fish stocking of predatory fish like bass and whippers, "Striped Bass that

are sterile”. She said that since the task force had \$15,000 budgeted this year for Lake Elsinore fishery management then perhaps, they could pitch in funds to help the City purchase fish for the Lake Elsinore fish stocking.

It was suggested also that when the Lake Elsinore Fishery Management and Survey Report is finalized, some public outreach could be done by DeGrave Communications to share the results with the public.

7. Canyon Lake Algae Outreach Update

Mr. Norton reported that about a month ago several residents around various lake coves in the Canyon Lake East Bay reported excessive algae growth. Response to these concerns were prepared by Ms. DeGrave in consultation with the Education and Outreach Committee with the preparation of a public notice and fact sheet. Interest was expressed by the POA and the City to determine if warning signs should be posted for the public to stay away from the algae and whether the algae should be tested for toxins. EVMWD elected to pay for the sampling and analysis to be conducted by Wood Inc. for the algae in Emerald Cove, a Canyon Lake East Bay cove. The sampling results did indicate that the microcystins level were above safe levels so warning signs were posted. Later, a Q&A fact sheet was prepared with graphics and a press release by EVMWD jointly with the City, POA and LESJWA was prepared and shared with the Canyon Lake Friday Flyer.

Ms. Castillo indicated that the algae has largely disappeared from the coves and the water is back to looking normal. No further complaints have been received by the City from residents.

7. Lake Elsinore Water Quality Update

Ms. Dailey reported that on July 9th the State Board and Regional Board staff came to Lake Elsinore to conduct some sampling. Based on just visual observation of the lake conditions, the State staff recommended that more signs be posted to deter the public from entering the waters where algae exist. Ms. Dailey said that most of the lake was actually looking pretty good and sampling results from that day, July 9th, showed that all levels of algae toxins were at safe levels. She said there have been no reports by the public of anyone getting sick from lake water ingestion. Ms. Dailey stated that the State staff were very prescriptive in their direction on how signs should be worded and asked that the City’s website link to the State Board’s website about Harmful Algae Blooms rather than just sharing what the City had on their website. Ms. Dailey indicated that she told the State staff that they were not going to bear the expense of revising their signs.

Ms. Dailey said that the City currently has 58 signs around the lake urging caution around the algae and these are posted in both English and Spanish. She said that the State Board staff indicated that they will be meeting with the City on a quarterly basis. Ms. Dailey felt that some of the attention to lake quality algae toxins may be due to the heightened concern by the State with public health issues particularly with the COVID-19 concerns.

8. 2020 – 2021 Presentation

Ms. DeGrave provided a PowerPoint presentation that outlined education and outreach approach for the coming fiscal year. Mr. Norton informed the Committee that the LESJWA Board had approved a three-year contract with DeGrave Communications to continue her support of LESJWA for public outreach. Ms. DeGrave indicated that for the coming year her goal will be to earn community trust and satisfaction through effective, proactive communication with the community, key stakeholders, and the media. She walked through a four phase approach as follows: 1) Research including the a community social media survey to be conducted in the July / August timeframe and a communications material and media audit to be conducted later in July; 2) Planning including a communications plan to be prepared in August; 3) Implementation including implementing all tasks as outlined in her task order scope; and 4) Evaluation including continual evaluation and mid-year and year-end reports.

Ms. DeGrave explained that another big effort will be the redesign of the LESJWA website to reflect an updated brand colors, design features, and an updated LESJWA website banner. These improvements will also be reflected in an updated look for the LESJWA Facebook page as well.

Recognizing the challenges that all public agencies are facing in these tough economic times, she will be conducting an audit of past public outreach materials, assessment of needs, and developing new materials. This will aid LESJWA's effort to secure additional grant funding through support material of grant applications.

9. Discussion Items

- Website recommendations
The Committee expressed their support for the new redesign elements for the LESJWA website and Facebook page. Mr. Norton indicated that DeGrave Communications has prepared a list of suggested functions and accessibility improvements for the website and SAWPA staff has also added some suggestions. These will be forwarded to the web designer, Daniel Dietz of Sol Media, who has just received a task order to conduct this work. Sol Media will also be making some structural changes to the website to ensure that it is ADA compliant. Mr. Norton said he would forward the list of suggested improvements to the LESJWA Education and Outreach Committee and encouraged them to also provide any suggestions that they may have to Mr. Norton by July 30th.
- Branding updates
Ms. Castillo indicated strong support for the branding updates. Ms. Dailey said the Facebook and website should seek to improve the explanation to the public of what LESJWA is and what it does.
- Outreach support documents
Ms. Woodrome indicated that there may be some value in compiling all the support and outreach materials and including a tab on the LESJWA website so that these items can be more assessable.
- Funding Opportunities
Mr. Norton shared that he wished there were more grant opportunities to help lakes. He indicated that the next one that he is aware of is Proposition 1 Integrated Regional Water Management Round 2 Implementation Grant program. He indicated that the proposal solicitation from the CA Dept of Water Resources will not likely occur until late 2021. He said he will definitely keep an eye out for any opportunity should it arise.

Ms. DeGrave indicated that she would particularly like to ensure the photos used for the redesigned LESJWA website and Facebook page show fresh high definition photos of both lakes. Mr. Norton supported this and said that the photographer that she used in the past, Jimmy Foo, was excellent and that he had taken some photos of Lake Elsinore based on a recent contract with SAWPA. Mr. Norton said he would share those with Ms. DeGrave. Ms. Dailey and Ms. Woodrome said that they too would be interested in ensuring that there were plenty of high quality photos for their use as well and indicated that they would be happy to split the costs for the additional photos to supplement DeGrave's contract. Mr. Norton said he will work with DeGrave Communications to make that happen. Mr. Norton said he would also like to emphasize that photos be taken of family recreation at the lakes. He noted this as something that could enhance our website and Facebook appeal based on feedback from another consultant who responded to the RFP for public outreach.

10. August Board Meeting Canceled

Mr. Norton reported that there will be no LESJWA Board meeting in August 2020 due to no business action items necessary for consideration.

11. Discuss Items for Next Agenda

No items were brought up.

12. Next Meeting Date

The LESJWA Education and Outreach Committee agreed to meet virtually on Monday Oct. 19th at 12 noon.

Page Intentionally Blank

**LAKE ELSINORE/CANYON LAKE TMDL TASK FORCE
MEETING NOTES**

April 21, 2020

PARTICIPANTS

VIA-CONFERENCE CALL

Kris Hanson
Rae Beimer
Cynthia Gabaldon
Cynthia Gabaldon
Maria Arreguin
Mike Roberts
Rita Thompson
Lynn Merrill
William O' Braitis
Loren Sotelo
Ankita Vyas
Hope Smythe
Lauma Willis
Barbara Barry
Sue Ann Neal
David Woelfel
Rebekah Guill
Abigail Suter
Mike Ali
Sudhir Mohleji
Pat Boldt
Rachael Johnson
Tim Moore
Richard Meyerhoff
Tess Dunham
Steven Wolosoff
Alberto Acevedo
Chris Stransky
John Rudolph
Garth Engelhorn
Greg Kahlen
Joyce Goode
Mark Norton
Rick Whetsel

REPRESENTATIVE

City of Canyon Lake/Wildomar
City of Moreno Valley
City of Menifee
City of Perris
City of Perris
City of Riverside
City of Lake Elsinore
City of San Jacinto
Keramida Inc.
March JPA
Michael Baker/Caltrans
Regional Water Quality Control Board
Regional Water Quality Control Board
Regional Water Quality Control Board
Regional Water Quality Control Board
Regional Water Quality Control Board
Regional Water Quality Control Board
Riverside County Flood Control & WCD
Riverside County Flood Control & WCD
Elsinore Valley Municipal Water District
Elsinore Valley Municipal Water District
WRCAC
Farm Bureau
Risk Sciences
GEI Consultants
Kahn, Soares & Conway, LLP
CDM Smith
CDM Smith
Wood Environmental
Wood Environmental
Alta Environmental
The Kahlen Group
CASC Engineering
Santa Ana Watershed Project Authority
Santa Ana Watershed Project Authority

Call to Order & Introductions

The Lake Elsinore/Canyon Lake TMDL Task Force meeting was called to order at 1:32 p.m. by Mark Norton with all participants participating remotely, due to COVID-19 related social distancing restrictions.

Meeting Notes

Meeting Notes from the March 25, 2020 Task Force meeting were deemed acceptable and approved by the Task Force.

Status: TMDL Update (Regional Board)

Timing of Response to Comments

Barbara Berry /Regional Board informed the Task Force that Regional Board, which currently lacks staff to fully support to the TMDL efforts, has been given approval to proceed with hiring of staff. Due to the lack of available Regional Board staff, it is expected that the LE&CL TMDL Update will not likely go before the Regional Board for adoption until the fall of 2020.

Lauma Willis /Regional Board added that Regional Board staff needs additional time to evaluate the Task Force responses to the Peer Review. She also noted in meetings, EPA has expressed some reluctance in supporting the

novel TMDL Implementation approach being proposed by the Task Force. Regional Board needs to get these issues resolved with EPA, before proceeding to take this before their Board.

Tess Dunham / Kahn, Soares & Conway, LLP and Steve Wolosoff /CDM Smith offered the services of the Task Force consultants to assist Regional Board in their conversations with EPA.

Nutrient Offset Credit Language

Barbara Berry /Regional Board reported no updates at this time.

Revisions Recommended by Regional Board Staff

Barbara Berry /Regional Board reported no updates at this time.

Schedule for Adoption Hearing (Regional Board)

Barbara Berry /Regional Board reported no updates at this time.

Discussion: Draft TMDL Progress Report Cards (Regional Board)

Barbara Berry /Regional Board updated the Task Force on the draft TMDL report cards that were distributed for the meeting. She informed stakeholders that she and her staff are working to submit them to EPA by Monday, April 27th.

She thanked the Task Force consultant team for their support and noted that she will be reaching out to them for additional support to address a request from EPA for metadata on the private funds (non-state) expended on the TMDL implementation tasks.

Any comments on these draft TMDL report cards are due by close of business Thursday, April 23rd.

Status: Spring 2020 Canyon Lake Alum Application (LESJWA Staff)

Rick Whetsel /SAWPA informed the Task Force the Canyon Lake alum application was completed last week without any significant issues (started on Monday, April 13th and completed on Friday April 17th). Aquatechnex did report some floating alum floc in the East Bay, but it was not considered significant.

The cost of the application including alum, and labor totaled about \$99,700, leaving about \$25,000 in the Task Force alum reserve account.

Mark Norton/ LESJWA informed the Task Force of concerns by local fisherman (as relayed to him by the City of Canyon Lake) that alum is detrimental to the sport fish population. In response to their concerns, LESJWA shared with the City our research on hard water lakes, such as Canyon Lake, which show no significant impact to aquatic life at the alum concentrations we are applying. This research showed no significant impacts to fish eggs even during the spawning season for bass.

Task Force Administration (LESJWA Staff)

Nothing new to report.

Other Business

Mark Norton/ LESJWA informed the task force the lake level for Lake Elsinore is currently above 1,245 feet above mean sea level.

Schedule Next Meeting

The next LE/CL TMDL Task Force meeting is scheduled for Wednesday, June 24, 2020 at 9:00 a.m. as a virtual conference call meeting.

Adjourn

The meeting adjourned at 2:40 p.m.

**LAKE ELSINORE/CANYON LAKE TMDL TASK FORCE
MEETING NOTES**

August 17, 2020

PARTICIPANTS

VIA-CONFERENCE CALL

Kris Hanson
Dan Cortese
Rae Beimer
Maria Arreguin
Mike Roberts
Stormy Osifeso
Johnathan Skinner
Loren Sotelo
Ankita Vyas
Lauma Willis
Barbara Barry
Sue Ann Neal
Yiping Cao
Mauricio Santos
Richard Boon
Rebekah Guill
Abigail Suter
Amy McNeil
Sudhir Mohleji
Al Javier
Scott Sewell
Pat Boldt
Rachael Johnson
Richard Meyerhoff
Tess Dunham
Steven Wolosoff
Chris Stransky
John Rudolph
Rolf Schottle
Garth Engelhorn
Greg Kahlen
Joyce Goode
Rick Whetsel
T. Milford Harrison

REPRESENTATIVE

City of Canyon Lake/Wildomar
City of Hemet
City of Moreno Valley
City of Perris
City of Riverside
City of Riverside
City of Lake Elsinore
March JPA
Michael Baker/Caltrans
Regional Water Quality Control Board
Regional Water Quality Control Board
Regional Water Quality Control Board
Regional Water Quality Control Board
Cal EPA
Riverside County Flood Control & WCD
Riverside County Flood Control & WCD
Riverside County Flood Control & WCD
Riverside County Flood Control & WCD
Elsinore Valley Municipal Water District
Eastern Municipal Water District
CA Department of Fish & Wildlife
WRCAC
Farm Bureau
GEI Consultants
Kahn, Soares & Conway, LLP
CDM Smith
Wood Environmental
Wood Environmental
Wood Environmental
Alta Environmental
The Kahlen Group
CASC Engineering
Santa Ana Watershed Project Authority
Santa Ana Watershed Project Authority

Call to Order & Introductions

The Lake Elsinore/Canyon Lake TMDL Task Force meeting was called to order at 1:31 p.m. by Rick Whetsel with all participants participating remotely, due to COVID-19 related social distancing restrictions.

Meeting Notes

Meeting Notes from the April 21, 2020 Task Force meeting were deemed acceptable and approved by the Task Force.

Status: TMDL Update (Regional Board)

Barbara Berry /Regional Board introduced Yiping Cao, who is replacing Ken Theisen as the Regional Board staff representative to the LE&CL TMDL Task Force. Notably, before coming to the Regional Board, Ms. Cao was employed at SCCWRP and has a great background in studying indicator bacteria including laboratory methodologies and statistics. Currently, Ms. Cao is working on the response to the Peer Review comments for the LE&CL TMDL Update.

Ms. Berry noted that she and Ms. Cao are scheduled to meet with the Task Force consultant team on Friday to discuss questions regarding responses to the Peer Review comments. She also noted that once Regional Board staff has completed their review and determines if revisions to the draft TMDL are necessary, the Regional Board will be able to better provide stakeholders with a timeline for moving forward. This includes a schedule for bringing the revised LE&CL TMDLs before the Regional Board.

Regional Board staff did not provide an update on the language regarding the nutrient offset credits, but expects to have a response prepared for the next Task Force meeting.

Presentation: Annual Monitoring Report Program (Chris Stransky/Wood Env.)

Chris Stransky /Wood Environmental informed stakeholders that the Draft 2019-20 Lake Elsinore and Canyon Lake TMDL Annual Monitoring Report was released on Monday for review and comment. Mr. Stransky provided a brief overview of the LE&CL TMDL compliance program and introduced Mr. Garth Engelhorn /Alta Environmental to present the 2019-20 watershed storm event monitoring results. This was followed by a detailed review of the 2019-20 in-lake monitoring results by John Rudolph /Wood Environmental.

Barbara Berry /Regional Board requested that the hazardous algal bloom (HAB) data collected by Wood for the algal bloom that occurred in Canyon Lake the week of July 20th be reported to the California Harmful Algal Blooms (HABs) Portal: <https://mywaterquality.ca.gov/habs/>. Mr. Rudolph acknowledged that the data would be posted to the State's portal.

A copy of the Wood Environmental/Alta Environmental presentation is available on the SAWPA website under Agendas and Meeting Materials: <https://sawpa.org/task-forces/lake-elsinore-and-canyon-lake-tmdl-task-force/#stakeholder-effort>

Rick Whetsel /SAWPA noted that on Monday a link to the draft report and appendices located on the SAWPA LE&CL TMDL webpage was shared with Regional Board and stakeholders. Wood Environmental is requesting comments by COB Monday, August 31st.

Update: Fish Tissue Analysis (John Rudolph/Wood Env.)

John Rudolph /Wood Environmental provided a brief update on the fish tissue analysis conducted as part of the Lake Elsinore Fishery Management Program, noting that a full detailed presentation on the results of the program is scheduled for the next LE&CL TMDL Task Force meeting.

Mr. Rudolph reported that all fish tissue samples reported PCB and DDT levels below OEHHA fish Contamination Goals of 2.6 and 15 ng/wet respectively.

A copy of the Wood Environmental fish Tissue slides are included as part of the larger Annual Monitoring presentation and is available on the SAWPA website under Agendas and Meeting Materials: <https://sawpa.org/task-forces/lake-elsinore-and-canyon-lake-tmdl-task-force/#stakeholder-effort>

Discussion: 2020 TMDL Compliance Report (Tess Dunham/KSC)

Tess Dunham /Kahn, Soares & Conway, LLP provided the Task Force a brief update on the consultant team's plan to address the 2020 LE&CL TMDL Compliance report. Ms. Dunham noted the consultant team has proposed that the 2020 report would follow the format of the 2015 Interim TMDL Compliance report and is currently in discussion with Regional Board staff to determine what, if any additional data is to be included in the 2020 report.

Ms. Dunham informed the Task Force that she and the team are currently looking at where we are with respect to TMDL targets and loads as we have options as to how compliance will be measured for the 2004 TMDLs. Based upon some initial calculations of loads, Ms. Dunham feels that we really have a good story to tell in terms on meeting compliance with the TMDLs.

She and the team will be providing updates, as we continue to collect data through the end of 2020, with the expectation of having a draft report available by March 2021.

Barbara Berry /Regional Board requested that even if the Task Force is positive about meeting the TMDLs by the end of 2020, to keep in mind that if certain permittees need to consider a Time Schedule Order (TSO), Regional Board will need a request letter many months in advance. Ms. Dunham responded that is something that we will need to be determined on a permit by permit basis, as how the load allocation and compliance with it is expressed in each permit. Ms. Dunham then noted, based upon her interpretation of the TMDL, compliance can be met by either meeting the targets or the load, but both are not required to be achieved to meet compliance.

Discussion: Canyon Lake Alum (Steve Wolosoff/CDM Smith)

Steve Wolosoff /CDM Smith walked through with stakeholders a draft Alum Application Decision Tree intended to codify the decisions of the Task Force as to when and how much alum to apply to Canyon Lake and with that, to provide a recommendation on the need for a fall alum application.

Mr. Wolosoff first informed the Task Force that it is his recommendation that the Task Force conduct a fall alum application to Canyon Lake. He explained that based upon the preliminary calculations of the 2020 nutrient loading, compliance was just barely being met. Further, along with the wet spring and this being the final year of the TMDL cycle, stakeholders need to assure compliance with the TMDLs.

Following discussion, the question to conduct a fall 2020 Canyon Lake alum application was raised. A motion to proceed was put forth by Rae Beimer, representing the City of Moreno Valley and seconded by Pat Boldt, representing WRCAC. The motion was passed unanimously by the Task Force.

Mr. Whetsel will work with Mr. Wolosoff and Aquatechnex to determine the dosage and schedule for the application.

Update: LEAMS (Tess Dunham/KSC)

Tess Dunham /Kahn, Soares & Conway, LLP provided the Task Force with a brief update on the July 30th LEAMS Operators meeting. Key to this meeting was discussion of a proposal by Dr. Alex Horne to evaluate the effectiveness of LEAMS operations and to look at possible alternatives.

Rick Whetsel /SAWPA added that the LEAMS Operators verified and approved the 2019 nutrient offset credit allocations to Task Force stakeholders. This report is on schedule to be submitted to the Regional Board before the end of the month along with payment to be issued to Operators.

Discussion: In-Lake Modeling (Steve Wolosoff/CDM Smith)

Item was tabled due to time.

Task Force Administration (LESJWA Staff

Extend Amendment #1 to Task Force Agreement

Rick Whetsel /SAWPA presented the administrative extension of Amendment No.1 to the LE&CL TMDL Task Force agreement. In 2017 when the agreement was last amended and approved, it was extended for a term of five years. First, the amendment extended the Agreement for an initial three years to June 30, 2020. It then included a provision that allowed the Agreement to be extended an additional two years, to June 30, 2022, through Administrative Action by the Task Force Administrator.

Mark Norton, the LESJWA Administrator, is of the opinion that it is in the best interests of stakeholders to exercise this option for extension via administrative action for an additional two years, to June 30, 2022.

Today, for the sake of transparency, (LESJWA) wanted to share with the stakeholders the administrative action taken, and provide stakeholders with the opportunity to raise any questions. No comments from the stakeholders were brought forward regarding the administrative action to extend the agreement for the additional two year period.

LESJWA will provide the signed extension to the Task Force.

WRCAC Ag Acreage

Pat Boldt /WRCAC informed the Task Force that WRCAC wants the Task Force to consider a budget credit to WRCAC Ag based on the significant decrease in Ag acreage in the watershed that has occurred over the past three years. Over the past ten years, there has been a near 50% decrease in Ag acreage - with about 20% of that decrease occurring over the past three years. Invoices from the Task Force to WRCAC over the past three years, FY 17-18 through 19-20 have not reflected this decrease in Ag acreage.

Tess Dunham informed the Task Force that she and the consultants are looking into this and expect to have follow-up discussion at our next meeting. Additionally, she noted that on a similar vein CA Department of Fish and Wildlife recently requested a meeting with Regional Board and Task Force consultants to discuss why they are required to participate in the TMDLs. The outcome of that meeting was that CA Department of Fish and Wildlife was asked to prepare a letter stating that they no longer lease land for agriculture and question their need to participate. They were also going to consider what actions Fish and Wildlife could offer that might serve as offsets to the TMDLs.

Other Business

No other business.

Schedule Next Meeting

The next LE/CL TMDL Task Force meeting is scheduled for September 22, 2020 at 1:30 pm. as a virtual conference call meeting.

Adjourn

The meeting adjourned at 4:00 p.m.

LESJWA BOARD MEMORANDUM NO. 2020.22

DATE: October 15, 2020
SUBJECT: New LESJWA Website Redesign
TO: LESJWA Board of Directors
FROM: Mark R. Norton, P.E., Authority Administrator

RECOMMENDATION

Staff recommends that the Board of Directors receive and file the PowerPoint presentation about the new LESJWA Website redesign as presented by Liselle DeGrave of DeGrave Communications.

BACKGROUND

As part of the LESJWA FY 20-21 Budget approval, \$3,920 was budgeted to conduct the redesign of the LESJWA website to improve accessibility and ensure American Disability Association compliance. In July 2020, LESJWA authorized a small contract with Sol Media, the SAWPA webmaster, for \$3,920 to conduct this work. The work was completed based on input of Liselle DeGrave of De Grave Communications and Mark Norton, LESJWA's Authority Administrator. The time by DeGrave Communications for this effort was included in her task order.

The draft redesign was completed on Thursday, September 24th and shared with the LESJWA Education and Outreach Committee for review and comment. All comments received have been incorporated into the design.

A powerpoint presentation about the new LESJWA redesign and its new features will be provided to the LESJWA Board.

BUDGET IMPACT

A budget of \$3,920 for LESJWA redesign was included in the approved LESJWA FY 2020-21 Budget.

Attachments:

1. PowerPoint Presentation

Page Intentionally Blank

PUBLIC EDUCATION AND OUTREACH SUPPORT SERVICES

LAKE ELSINORE & SAN JACINTO WATERRESOURCES AUTHORITY

OCTOBER 15, 2020





COMMUNICATIONS UPDATE



DEGRAVE
COMMUNICATIONS, INC.
PUBLIC RELATIONS

CANYON LAKE ALGAE BLOOM OUTREACH



DEGRAVE
COMMUNICATIONS, INC.
PUBLIC RELATIONS

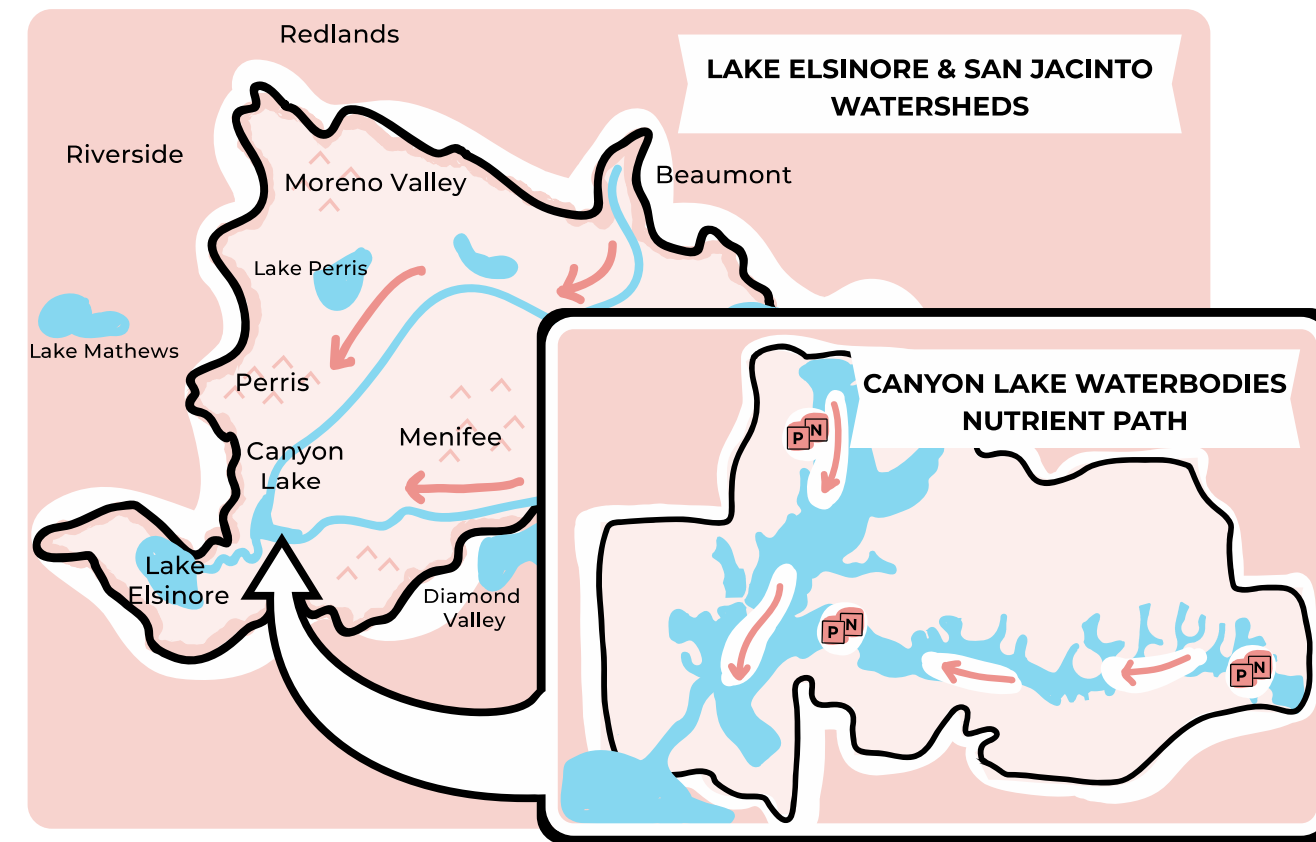
GOALS

- To educate residents about algae blooms, the cause of the blooms, safety and how to minimize algae in the lake
- Educate regarding recreation vs drinking water standards at the lake
- To inform residents of the roles of EVMWD, the City of Canyon Lake, LESJWA and Canyon Lake's POA in maintaining Canyon Lake and showing a cohesive effort by all entities in maintaining the lake



CANYON LAKE ALGAE BLOOMS FACTS

Canyon Lake is part of the Lake Elsinore and San Jacinto Watersheds. Throughout the year, naturally occurring algae blooms take place in the lake and change the color of the water.



ABOUT ALGAE



Found naturally in marine and freshwater throughout the world. Exists at varying levels in all natural water bodies.



Algae blooms occur when there is an oversupply of nutrients in a lake, such as phosphorus and nitrogen coming from excess lawn and agricultural fertilizer, pet waste and overwatering. High temperatures enhance and thicken blooms.



Low oxygen levels in water, lack of water movement and low water levels contribute to blooms. Algae blooms reproduce rapidly and cause dense buildups.

HARMFUL ALGAE BLOOMS



Harmful algal blooms (HABs), occur when colonies of algae reproduce rapidly, producing toxins that can harm humans, animals and aquatic life. **When in doubt, stay out.**

Range from microscopic, single-celled organisms to large seaweeds.

Even nontoxic algae can eat up all of the oxygen in water. The decay can clog the gills of fish and invertebrates, or smother aquatic vegetation. They can discolor water, form large, smelly piles on beaches or contaminate drinking water.

- Drafted outreach plan
- Developed fact sheet
- Reviewed op-ed

ALGAE SAFETY



During algae blooms, residents should stay out of the water that is foamy, scummy, pea-green, blue-green, brownish red or looks like floating paint.

REDUCING ALGAE



Alum applications reduce the phosphorus levels (food for algae). Alum was recommended by water quality lake experts advising the Lake Elsinore and Canyon Lake Nutrient TMDL Task Force.



Residents can reduce algae blooms by curtailing overwatering that leads to nutrient run off from soils and lawns by reducing the use of fertilizers, picking up pet waste, and avoid littering.



Alum applications are effective in reducing algae growth, however in small coves where there is little water movement and temperatures are warm, algae blooms can still occur.

CARING FOR CANYON LAKE'S WATER

The Lake Elsinore and Canyon Lake Nutrient TMDL Task Force, composed of cities, the county and other organizations in the upper watershed, work jointly under the Lake Elsinore and San Jacinto Watersheds Authority (LESJWA) to help improve water quality of Lake Elsinore and Canyon Lake.

WHO TO CONTACT:

Canyon Lake Property Owners Association | (951) 244-6841

Lake Recreation
 Algae Sampling
 Notifications
 Lake Warnings
 Closures

City of Canyon Lake

Assists with resident communications and notifications.

Elsinore Valley Municipal Water District | (951) 674-3146

Water and sewer services for Canyon Lake residents and businesses.

Lake Elsinore and San Jacinto Watersheds Authority | (951) 354-4221

Overall lake water quality improvements and alum applications.



DEGRAVE
COMMUNICATIONS, INC.
PUBLIC RELATIONS

COMMUNICATIONS PLAN



DEGRAVE
COMMUNICATIONS, INC.
PUBLIC RELATIONS

BACKGROUND

- Builds off the foundation of the 2015-2020 Plan
- Includes new research, goals, objectives, strategies and tactics
- Serves as a roadmap to improve stakeholder perceptions of LESJWA and, its efforts and role in the community
- Designed as a working document, strategies can be carried over for future years



GUIDING PRINCIPALS

- Communicating transparently and proactively
- Leveraging partnerships and collaboration
- Increasing awareness



HIGHLIGHTS

- Leverage new website as an outreach tool
- Create engaging content to support lobbying efforts
- Utilize key messages: commitment to water quality and stewardship, commitment to collaboration



WEBSITE



The Lake Elsinore and San Jacinto Watersheds Authority (LESJWA) is dedicated to improving water quality and wildlife habitats in Lake Elsinore, Canyon Lake, and the rest of the San Jacinto River Watershed.



City of
Canyon Lake



City of
Lake Elsinore



County of
Riverside



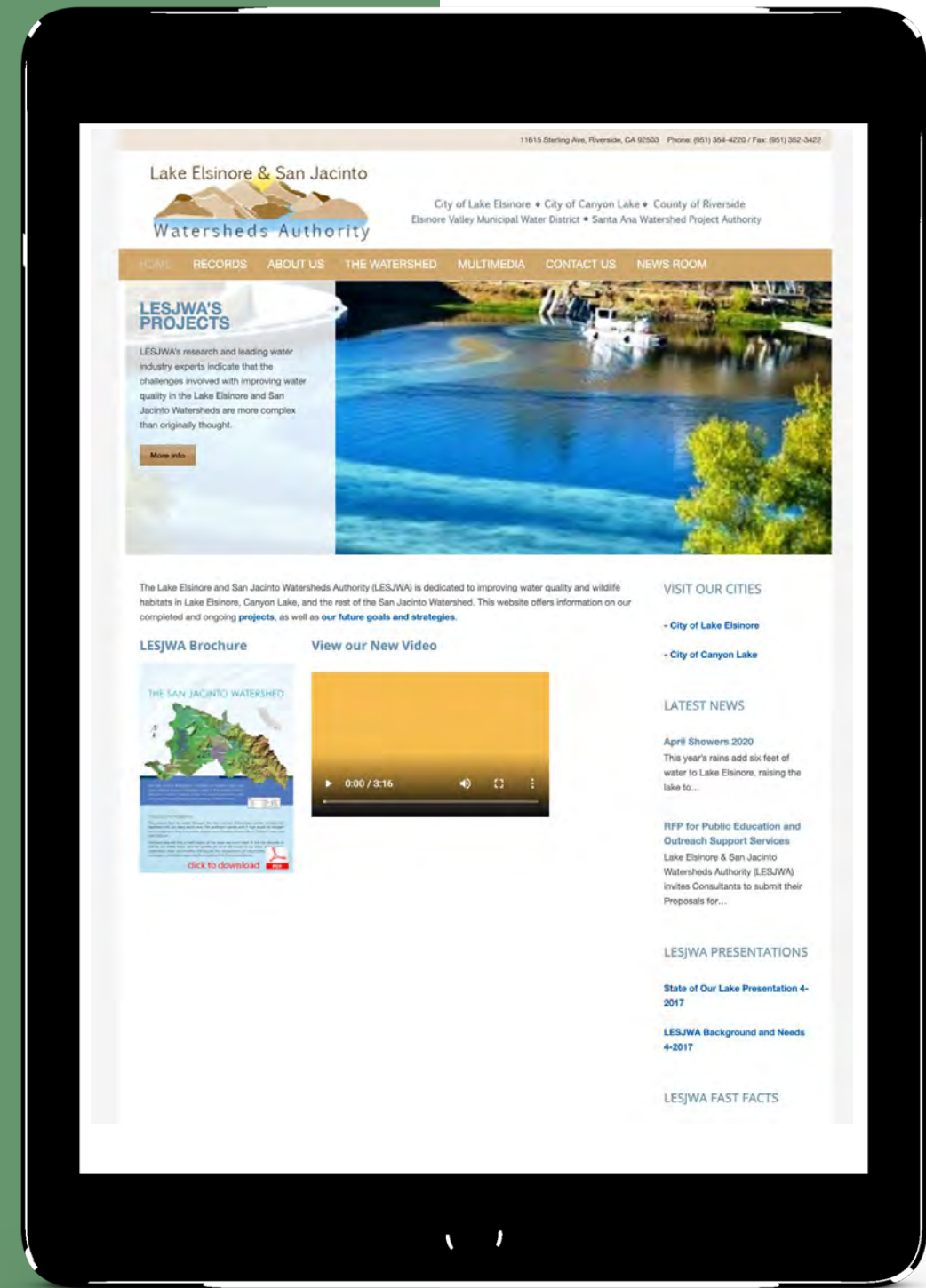
Elsinore Valley
Municipal Water District



Santa Ana Watershed
Project Authority

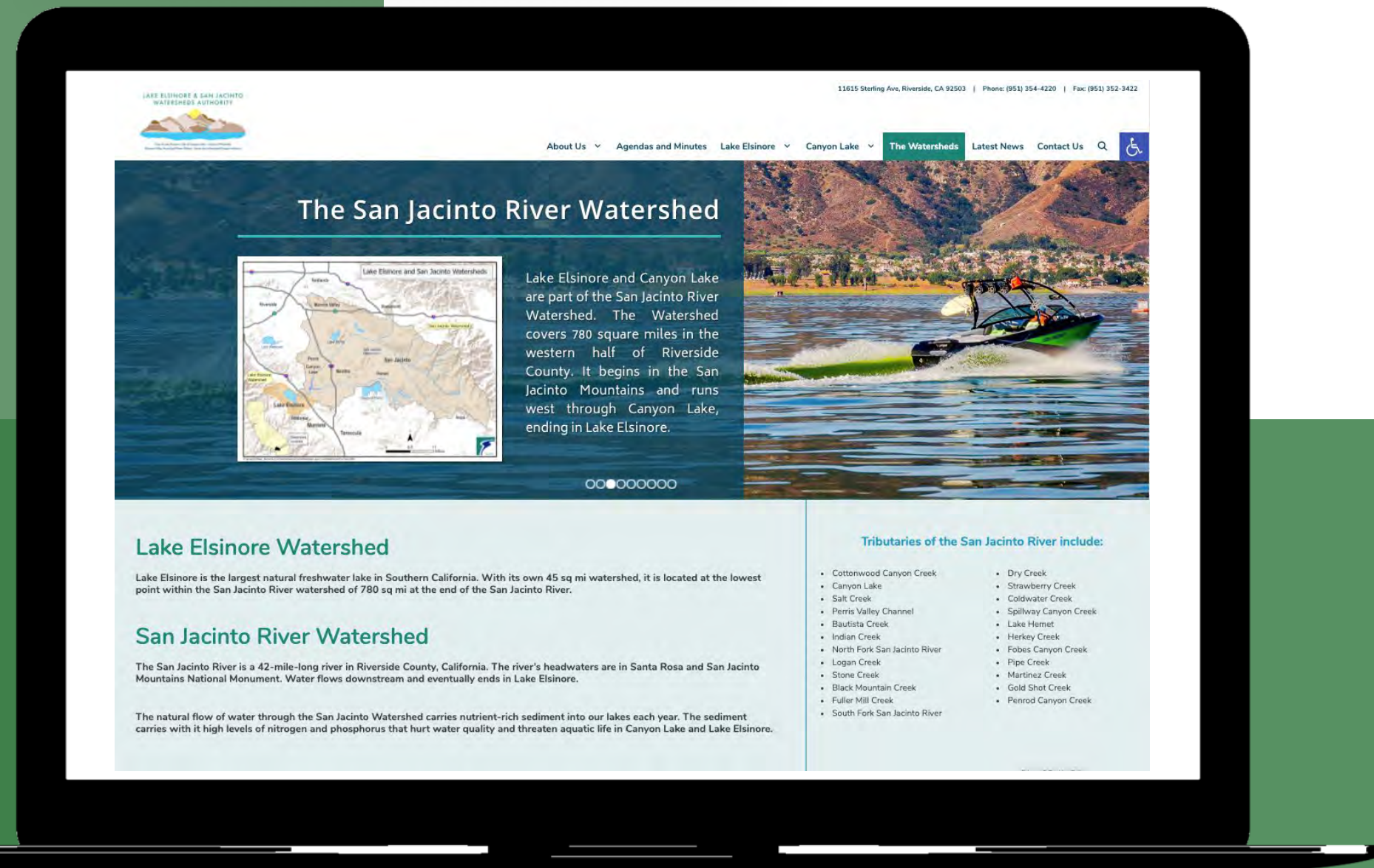


BEFORE



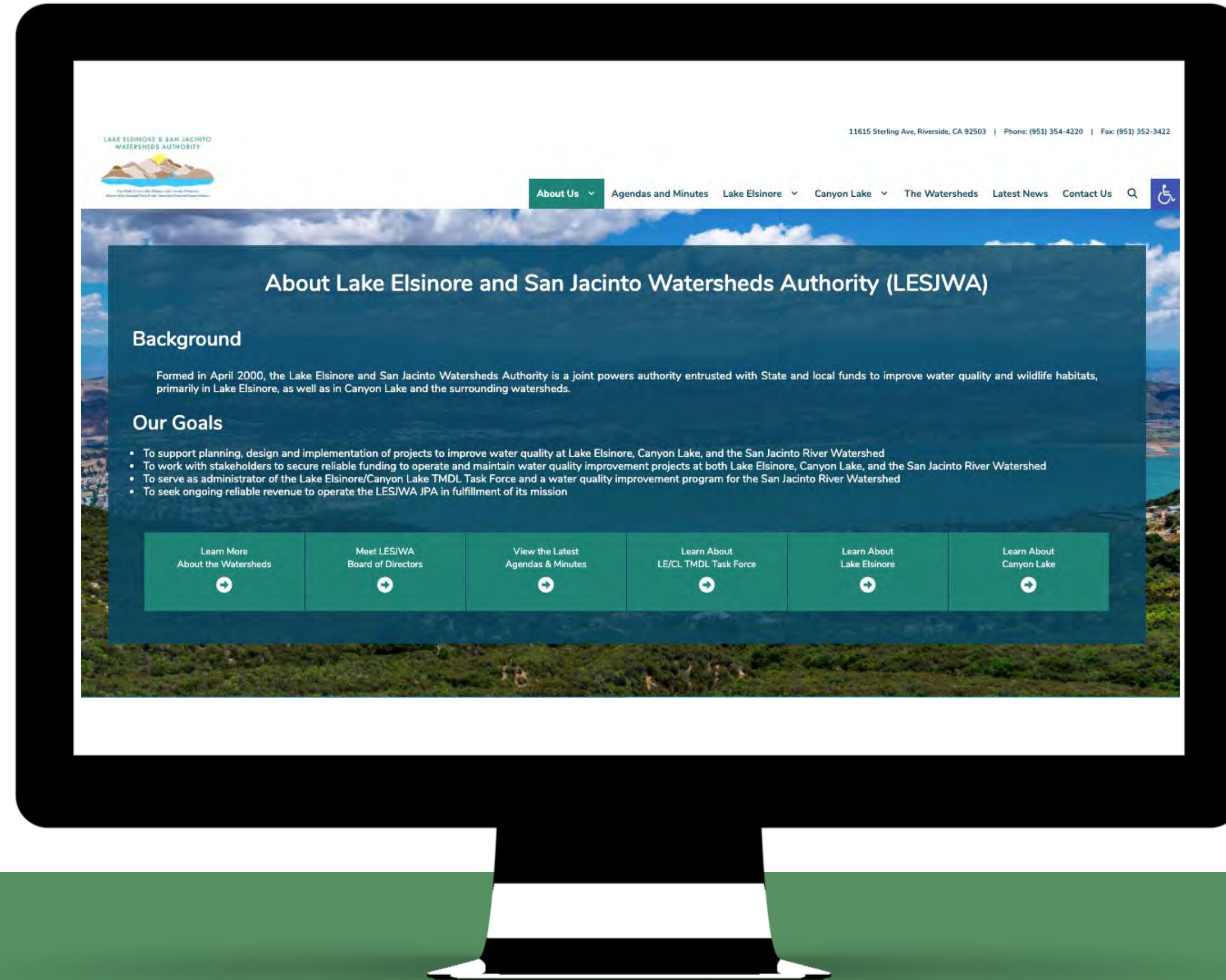
- Tells the story of LESJWA's past, present, future
- User-friendly navigation
- ADA compliant
- Updated content
- Current photo and video images

AFTER



DEGRAVE
COMMUNICATIONS, INC.
PUBLIC RELATIONS

DEMO



QUESTIONS?



DEGRAVE
COMMUNICATIONS, INC.
PUBLIC RELATIONS

Page Intentionally Blank

LESJWA BOARD MEMORANDUM NO. 2020.23

DATE: October 15, 2020

SUBJECT: Lake Elsinore Fishery Management Plan and Survey Final Report

TO: LESJWA Board of Directors

FROM: Mark R. Norton, P.E., Authority Administrator

RECOMMENDATION

The Board of Directors receive and file the final report and presentation of the Lake Elsinore Fishery Management Plan and Survey by Wood Environment & Infrastructure Solutions, Inc. and subconsultant, GEI Consultants, Inc.

DISCUSSION

In February 2019, LESJWA approved a task order with Wood Environment & Infrastructure Inc. to provide services to oversee and implement Lake Elsinore Fishery Management. That task order included the following tasks:

- Task 1: Historic Data Review
- Task 2: Survey of Lake Elsinore Aquatic Fishery
- Task 3: Fish Tissue Sampling and Analysis
- Task 4: Future Fishery Management Activities Report
- Optional Task 5: Conduct Fish Removal

The report also includes the Lake Elsinore Aquatic Fishery and Fish Tissue Sampling and Analysis which was added to help provide the data necessary to delist the lake for PCBs and DDT. The final report is available on the LESJWA website under Lake Elsinore Studies.

Overall, the study and survey were well received by the community with volunteer assistance provided by the City of Lake Elsinore staff, SAWPA staff and volunteers from the community who assisted with the fish netting, measuring and counting process at various locations around the lake. Various news reporting outlets and reporters were also invited to the seining events and the news response was positive. Liselle DeGrave of DeGrave Communications led the outreach efforts in close coordination with City of Lake Elsinore staff and volunteers and will provide a report of the fish survey events.

BACKGROUND

Concerns regarding the make-up, health and impacts to water quality of the fish population in Lake Elsinore resulted in the Lake Elsinore and Canyon Lake TMDL Task Force to request LESJWA staff to issue a RFP from qualified firms to assess conditions of the Lake Elsinore fishery and identify appropriate management measures for improving the fishery and supporting aquatic habitat. Based on an RFP, one consultant submitted a proposal and was selected, Wood Environment & Infrastructure Inc. This consultant also subcontracted with GEI Consultants for various services.

The work as defined in the task order with LESJWA entailed a review of the 2005 Fisheries Management Plan for Lake Elsinore, past Lake Elsinore hydroacoustic fish surveys and conducting a survey of the lake fishery, fish tissue analysis, carp removal and suggest any additional fishery management activities to support TMDL compliance.

BUDGET IMPACT

The TMDL Task Force FY 2018-19 and FY 2019-20 Budgets provided sufficient funds to conduct the Lake Elsinore Fishery Management program. All staff contract administration time for this contract were taken from the TMDL budget and funded by the TMDL Stakeholders. All public outreach staff time associated with this work is included under DeGrave Communication's existing task order with LESJWA.

Attachment:

1. PowerPoint Presentation
2. Response to Magee's Comments

wood.



Lake Elsinore Fisheries Management Report



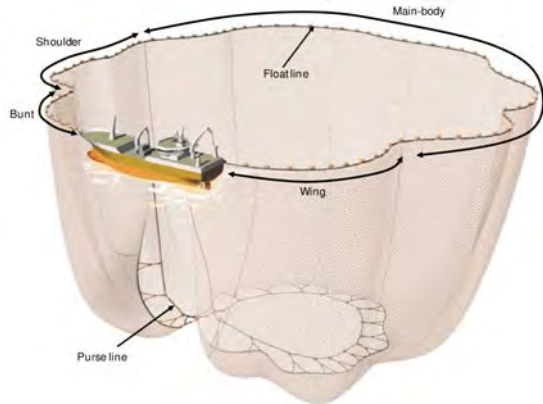
Study Purpose and Objectives

- Study Purpose
 - Assess the current status of the Lake Elsinore fishery and identify potential management measures to further improve the fishery and supporting aquatic habitat
- Study Objectives
 - Determine the need for additional removal of fish nuisance species impacting water quality;
 - Determine appropriate fish species for future fish stockings;
 - Develop recommendations to improve the fishery and habitat to support efforts to implement the revised nutrient TMDL; and
 - Determine potential for a 303(d) de-listing of Lake Elsinore for PCBs and DDTs.

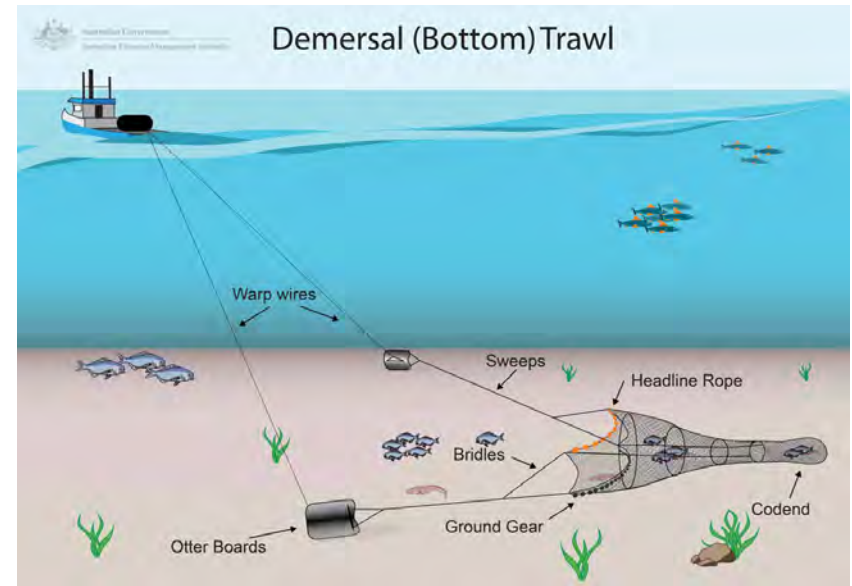
Study Design

- Fish Surveys
 - Beach seines (shallow/nearshore) – 9/4, 9/24 and 10/15, 2019
 - Purse seines (pelagic community in deeper areas) – 10/9, 2019
 - Otter trawls (deeper bottom-dwelling fish community) - 10/10, 2019
- Plankton Surveys
 - Zooplankton – July 26 and October 17, 2019; February 18, 2020
 - Phytoplankton – August 27 and October 17, 2019; February 18, 2020

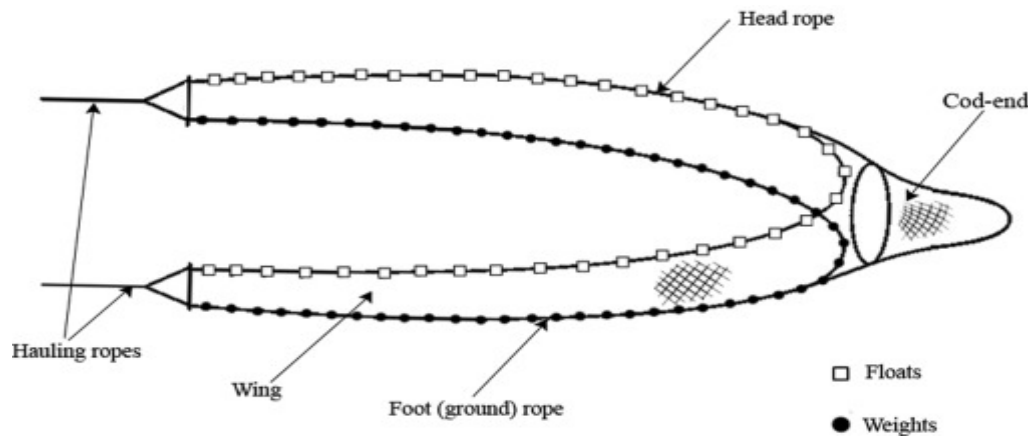
Lake Elsinore Fisheries Management: Gear Types



Purse Seine: Deep Water Upper Column



Otter Trawl: Deep Water Bottom

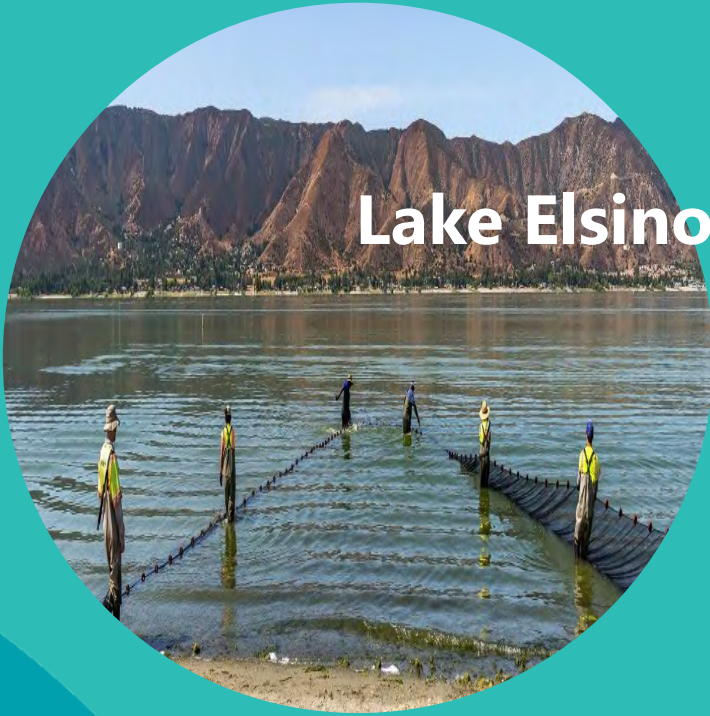


Beach Seine: Top to Bottom Shallow Water

Lake Elsinore – Survey Locations



Lake Elsinore Fishery Management Report



Fish Survey Observations



Fish Survey Results – Species Captured



Bluegill



Black Crappie



Channel Catfish



Largemouth Bass




Green Sunfish



Common Carp



Threadfin Shad



Red Ear Sunfish



Mosquitofish

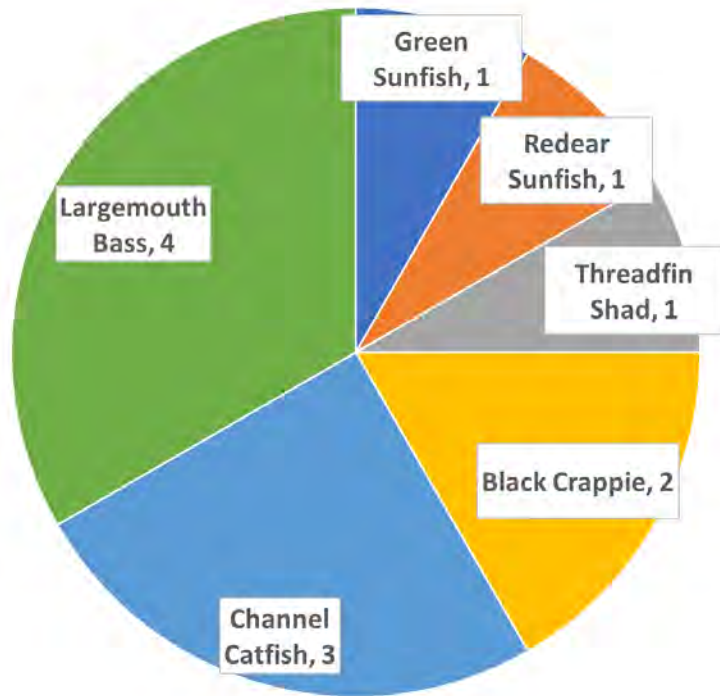


Siverside Minnow

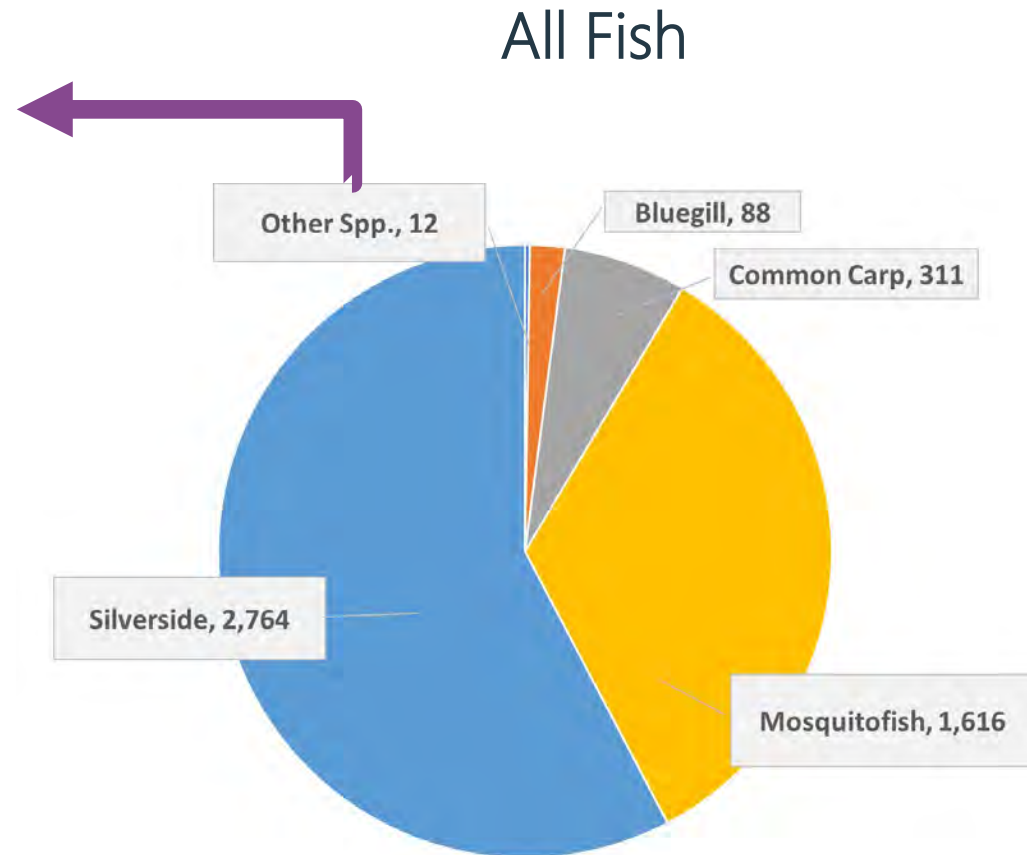
Fish Survey Results by Method and Depth (feet)

Fish Species	Beach Seine	Purse Seine		Otter Trawl			All Methods & Depths
	0 – 8	8.1 - 16	> 16	0 - 8	8.1 - 16	> 16	
Black Crappie	0	1	1	0	0	0	2
Bluegill	62	0	0	11	15	0	88
Channel Catfish	2	0	0	1	0	0	3
Common Carp	289	2	2	8	8	2	311
Green Sunfish	1	0	0	0	0	0	1
Silverside Minnow	2,350	340	74	0	0	0	2,764
Largemouth Bass	4	0	0	0	0	0	4
Mosquitofish	1,567	36	13	0	0	0	1,616
Redear Sunfish	1	0	0	0	0	0	1
Threadfin Shad	1	0	0	0	0	0	1
Grand Total	4,277	379	90	20	23	2	4,791

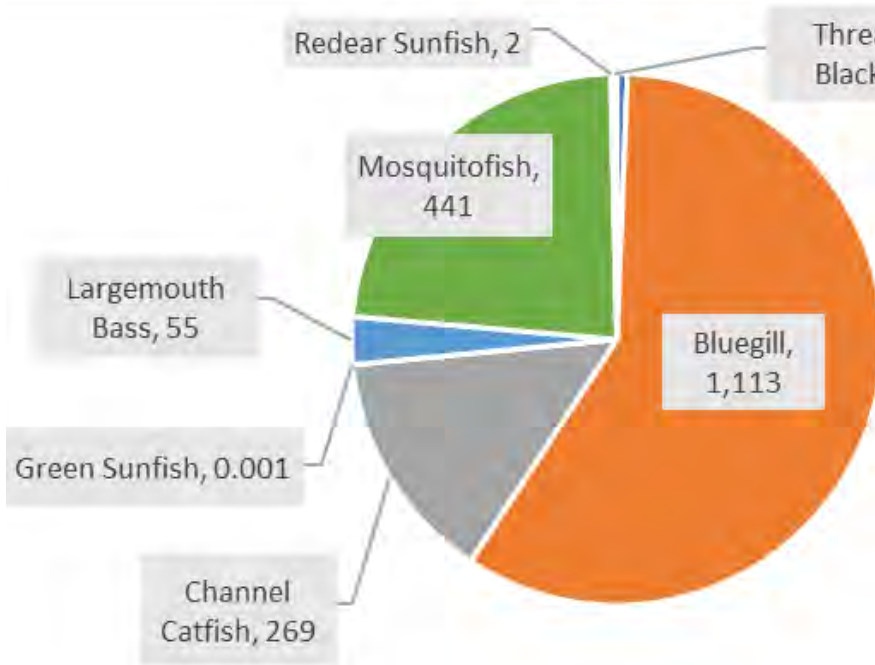
Fish Survey: Few Species Dominate Community



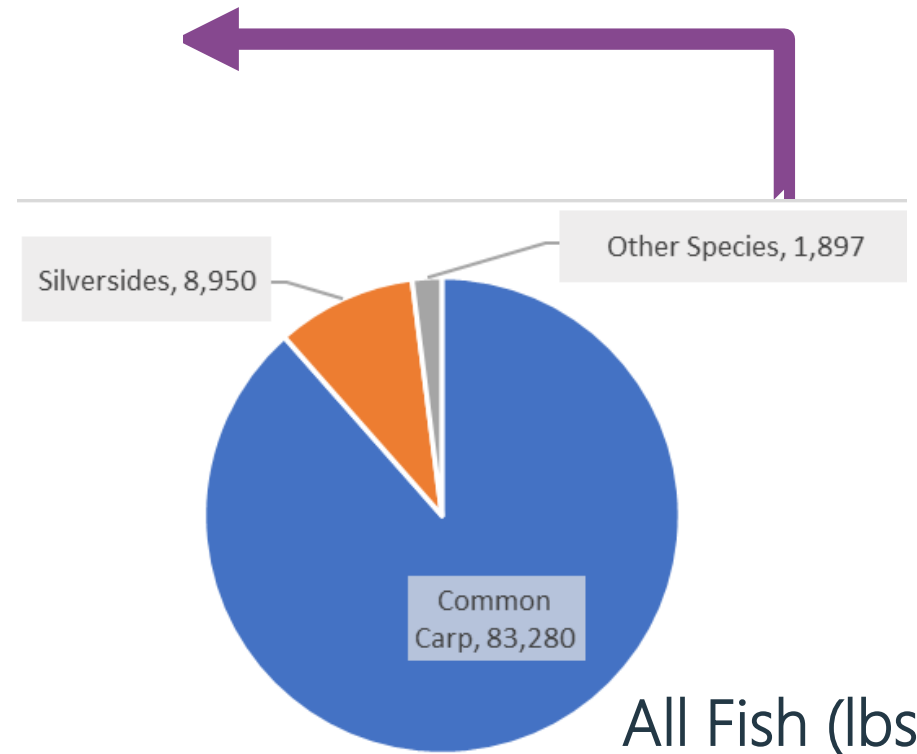
Other Species



Fish Survey: Lake Biomass Dominated by Carp



Other Species (lbs)

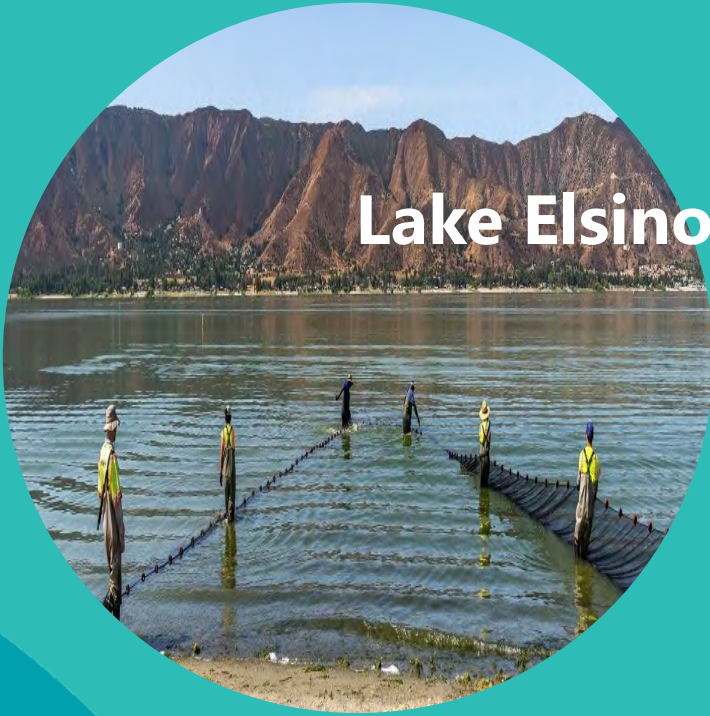


All Fish (lbs)

Dominant Species (% Abundance) Has Shifted

- 2002 – Dominated (% abundance) by four species: Common Carp (34%), Threadfin Shad (23%), Channel Catfish (22%) and Largemouth Bass (10%)
- 2003 – Dominated (% abundance) by Common Carp (88%); Channel Catfish second most common (8.7%)
- 2008-2009 – Dominated (% abundance) by Common Carp and Bluegill (~80%); Threadfin Shad common in 2008; not observed in 2009
- 2015 – Threadfin Shad dominate (~96% of abundance) (based on hydroacoustic survey that assumed small fish were Shad, but could also have included silverside minnows or Mosquitofish)
- 2019 – Dominated by silverside minnows and Mosquitofish comprising (combined more than 90% of fish abundance); Carp third most common species (~7%)




Lake Elsinore Fishery Management Report



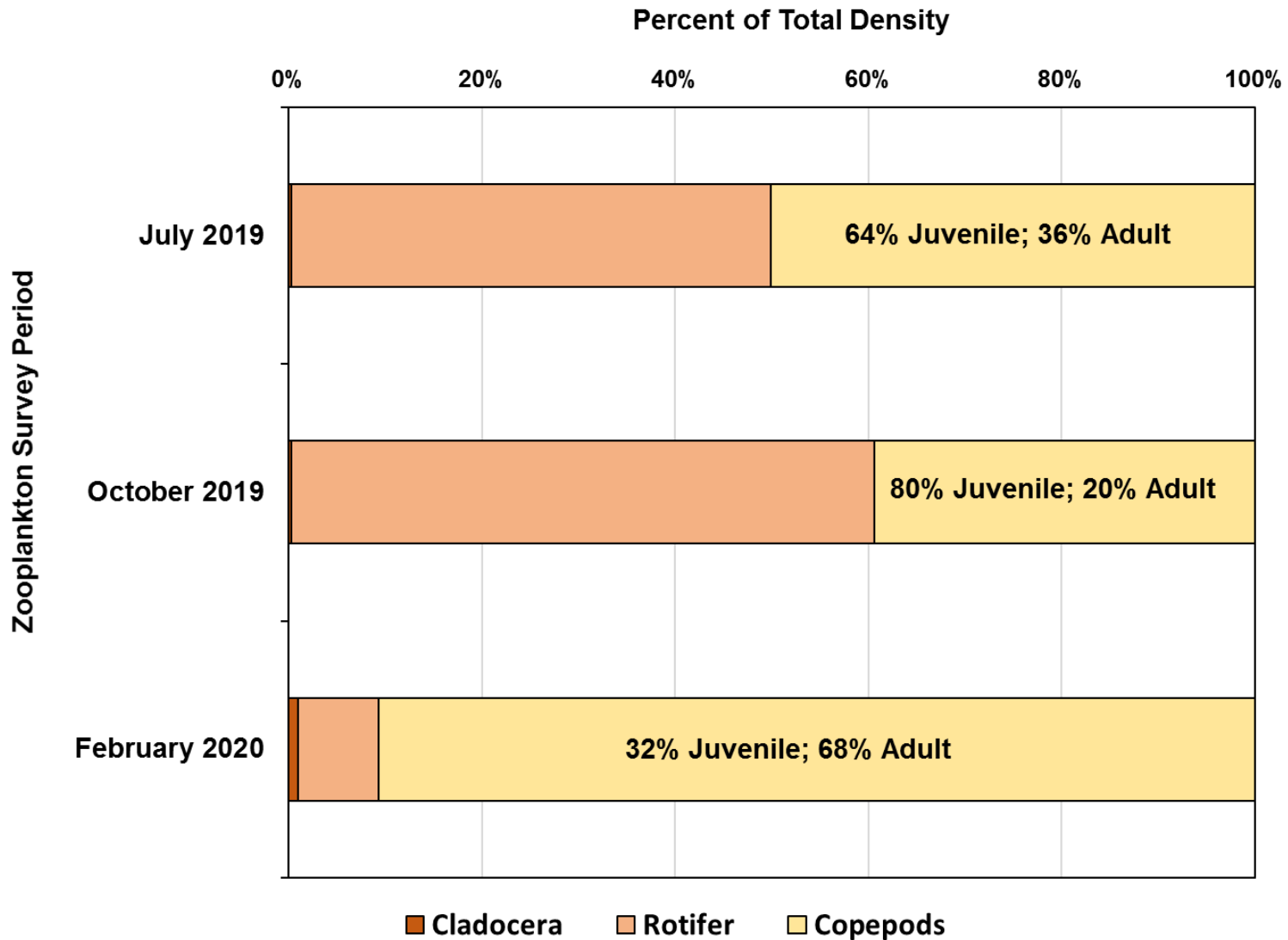
Zooplankton Observations



Zooplankton Community

Zooplankton Group	Unique Taxon
Cladocera 	<i>Daphnia rosea</i>
	<i>Daphnia sp.</i>
	<i>Diaphanosoma sp.</i>
Copepoda 	<i>Acanthocyclops robustus</i>
	<i>Calanoida - copepodites</i>
	<i>Cyclopoida - copepodites</i>
	<i>Leptodiaptomus siciloides</i>
	<i>Copepoda - nauplii (juvenile)</i>
Rotifera 	<i>Brachionus angularis</i>
	<i>Brachionus caudatus</i>
	<i>Brachionus plicatilis</i>
	<i>Filinia longiseta</i>
	<i>Filinia terminalis</i>
	<i>Keratella valga</i>

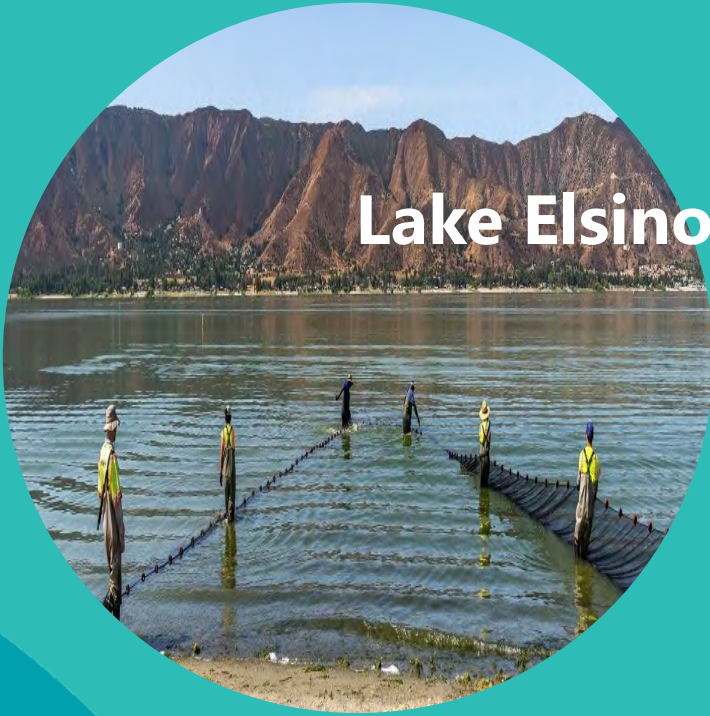
Zooplankton Density



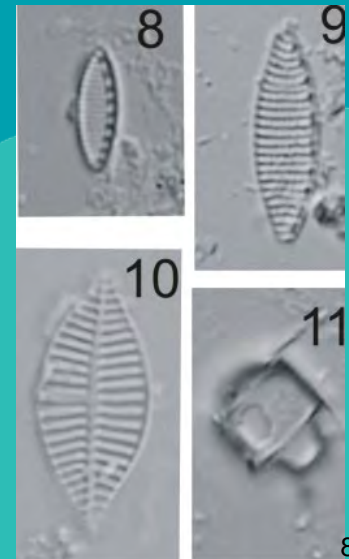
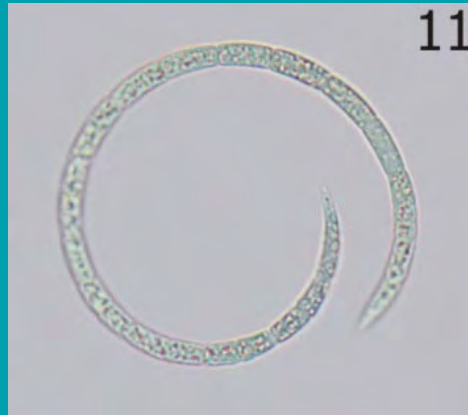
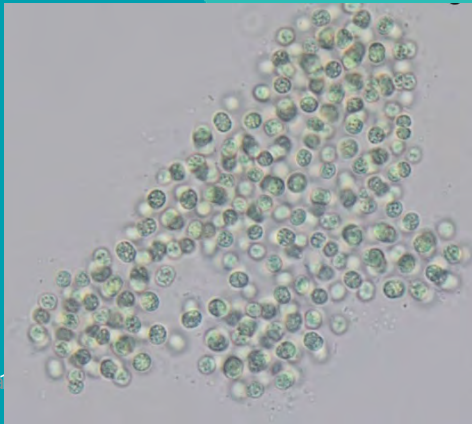
Zooplankton: Long-term Observations

- Two previous surveys to compare to: 2003/2004 and 2009/2010 (however, some apparent differences may be result of variations in collection methodology, i.e., net mesh size)
- 2019-2020 density much higher than 2009/2010 survey but generally lower than 2003/2004 survey:
 - Cladocera continue to have very low density/abundance
 - Copepods are typically most common in the winter; rotifers tend to dominate in the summer


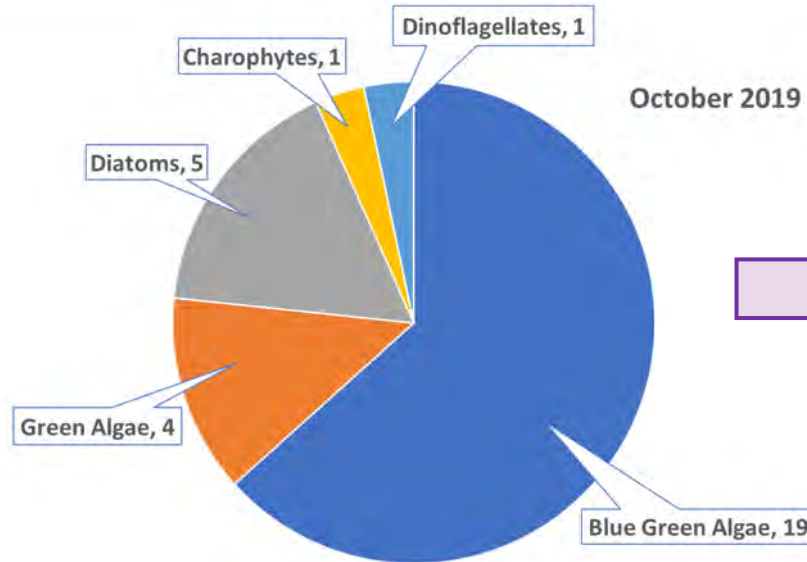
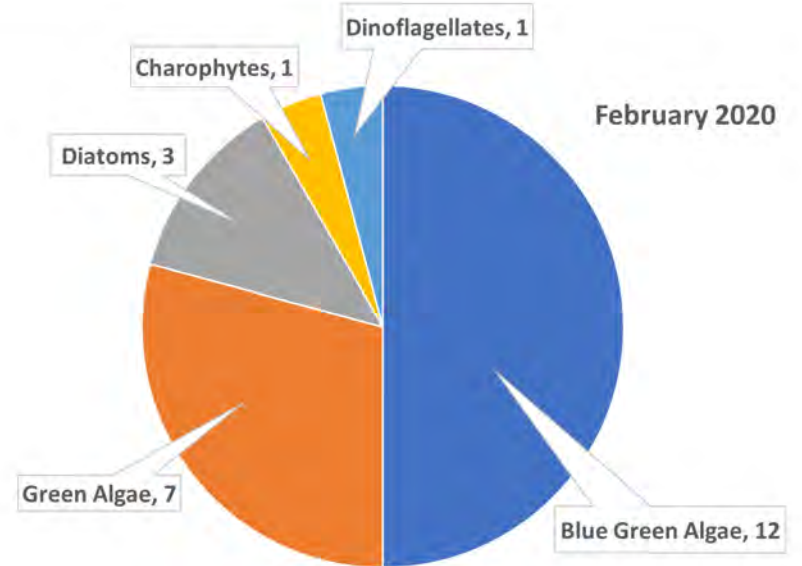
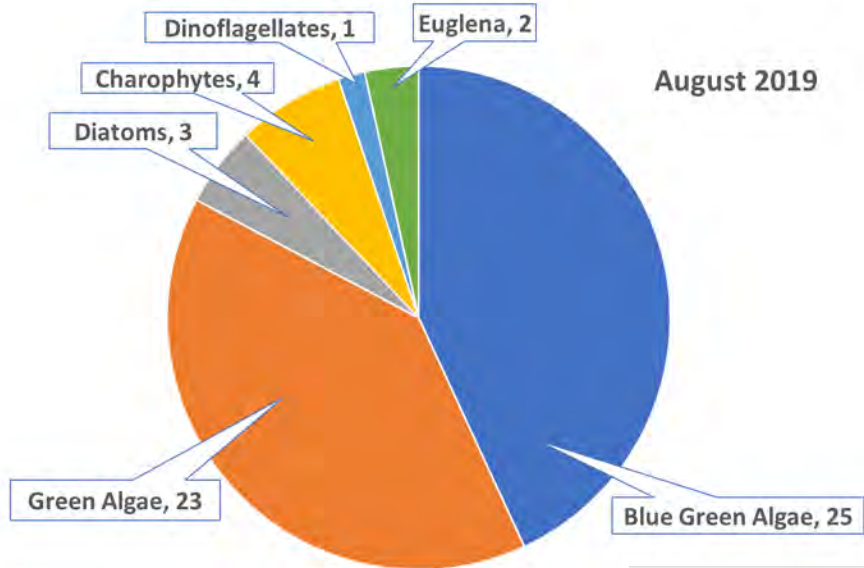
Lake Elsinore Fishery Management Report



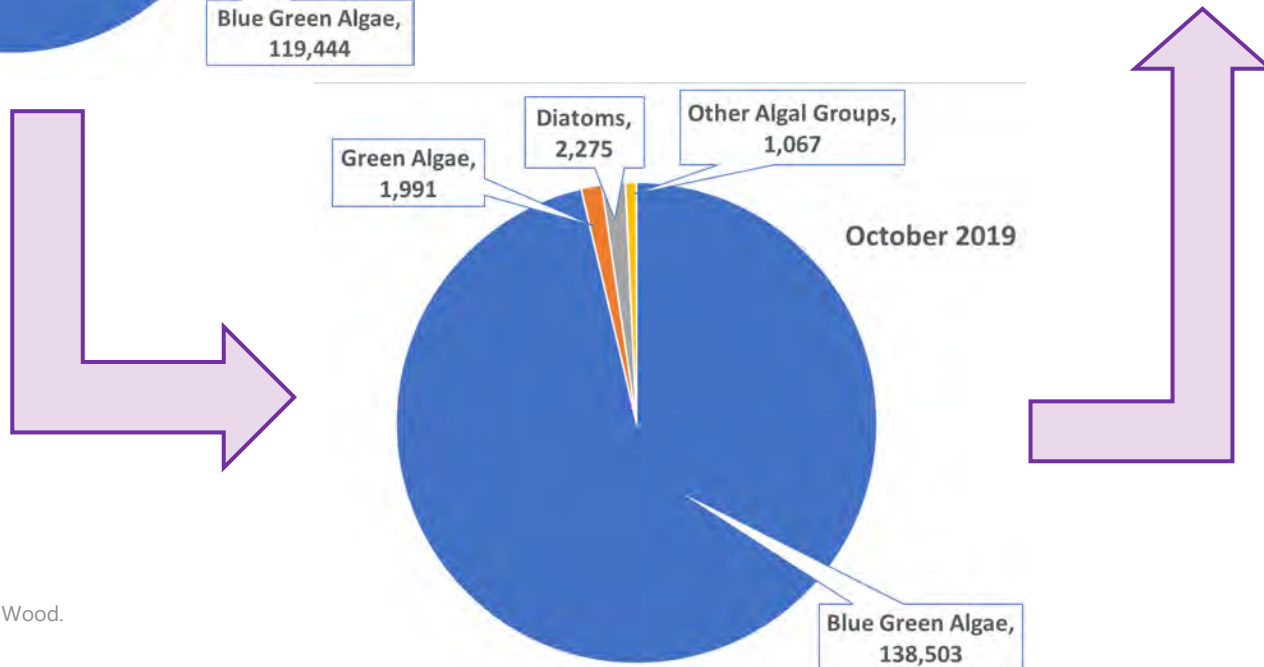
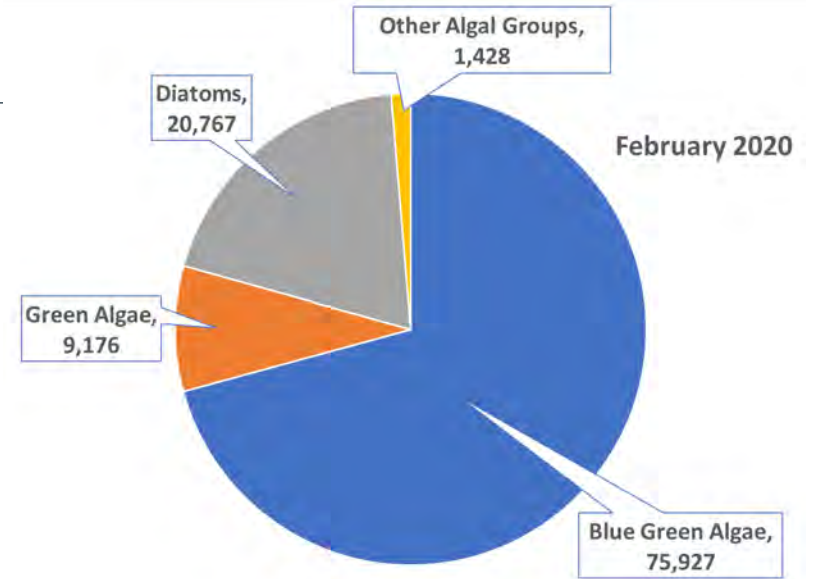
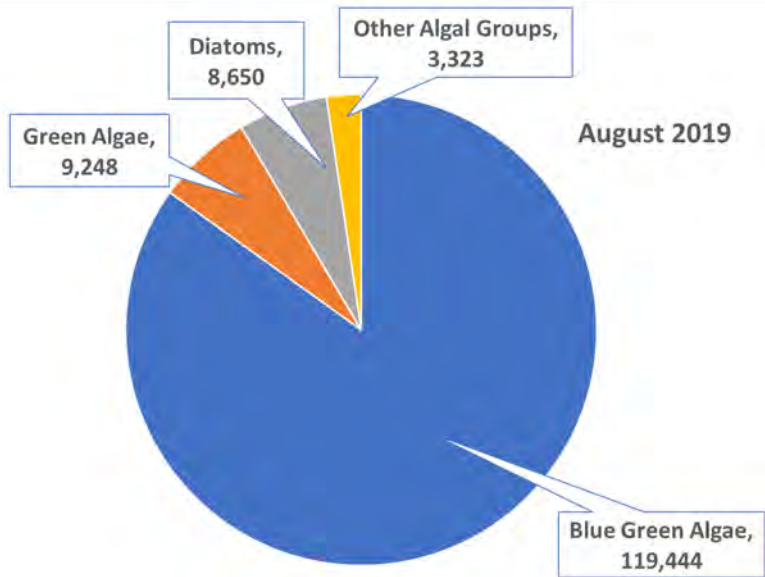
Phytoplankton Observations



Phytoplankton Richness




Phytoplankton Density

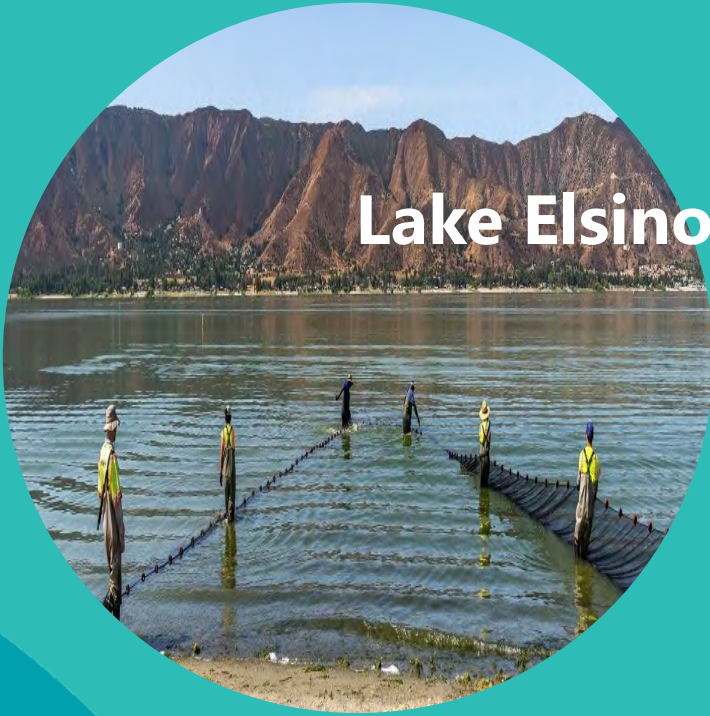


Phytoplankton: Long-term Observations

- Highest algal densities were observed in August and October, during the period of warmer water temperatures
- Blue-green algae were dominant during all sample events in 2019-2020, consistent with previous surveys
- Several blue-green algae taxa observed in the 2019 survey have the potential to produce harmful cyanotoxins; however, many other blue-green algae relatively abundant during 2019-2020 survey are not known to be harmful.



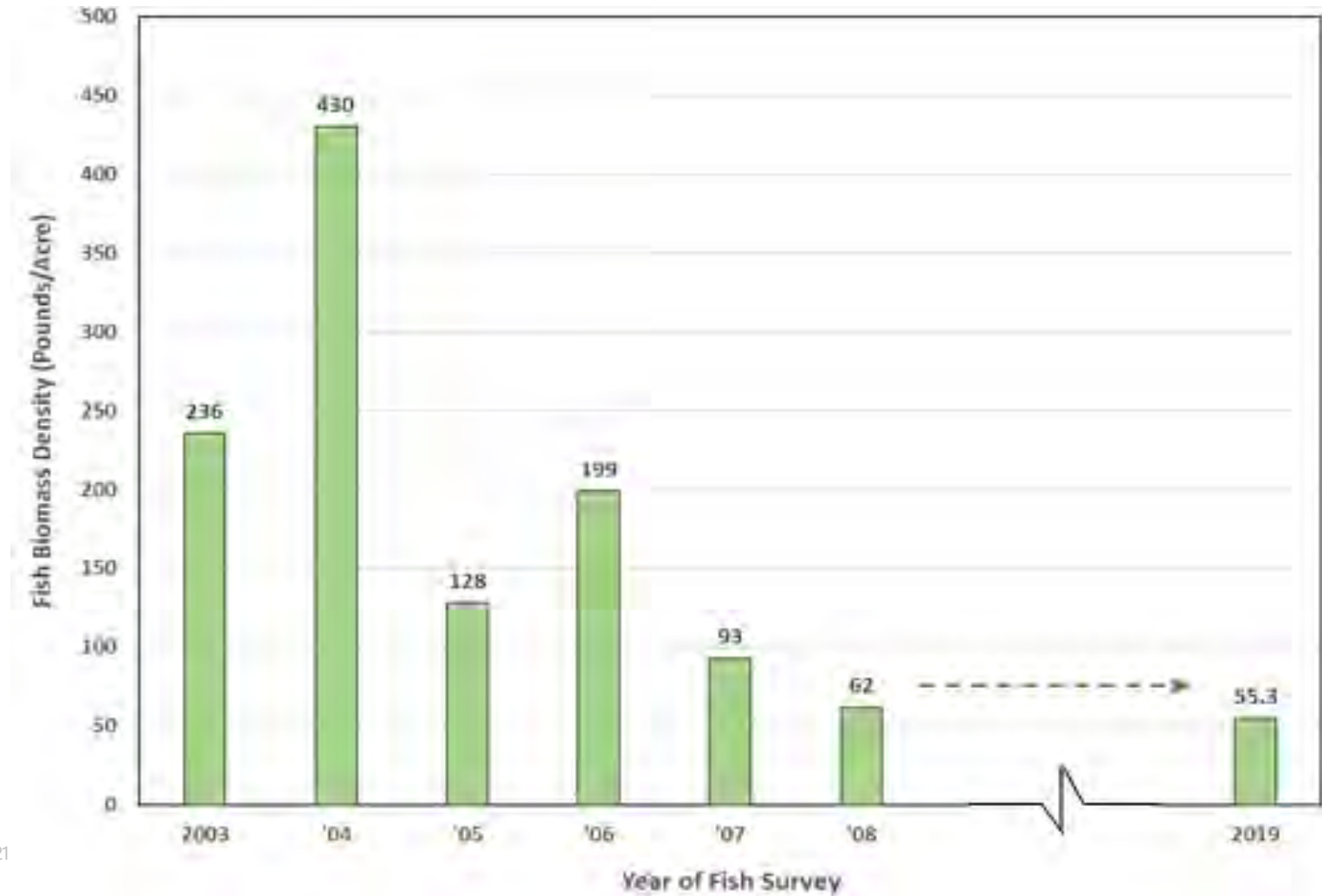
Lake Elsinore Fishery Management Report



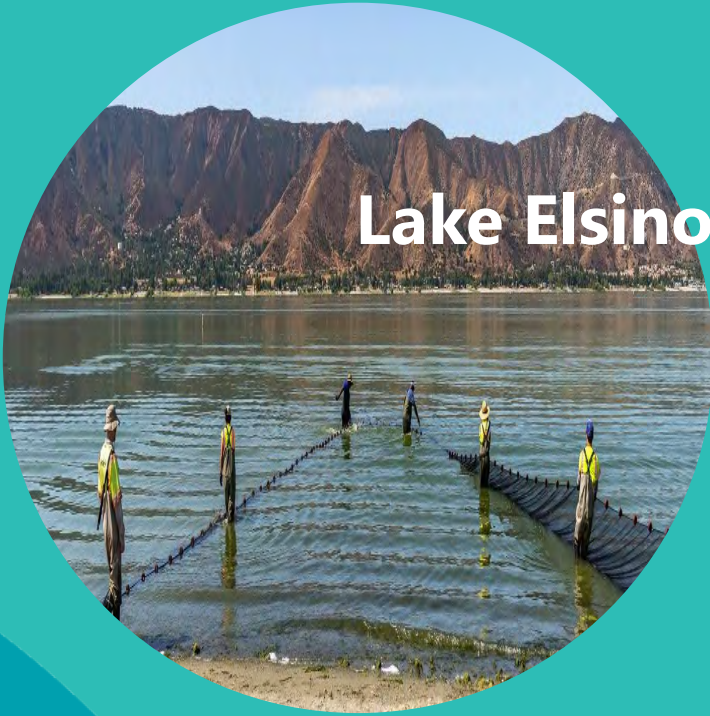
Study Objective: Determine Need for Additional Removal of Fish Nuisance Species

Common Carp Population Remains Stable

- Survey findings show no need to implement a carp removal program at this time; conduct periodic surveys to re-evaluate



Lake Elsinore Fishery Management Report



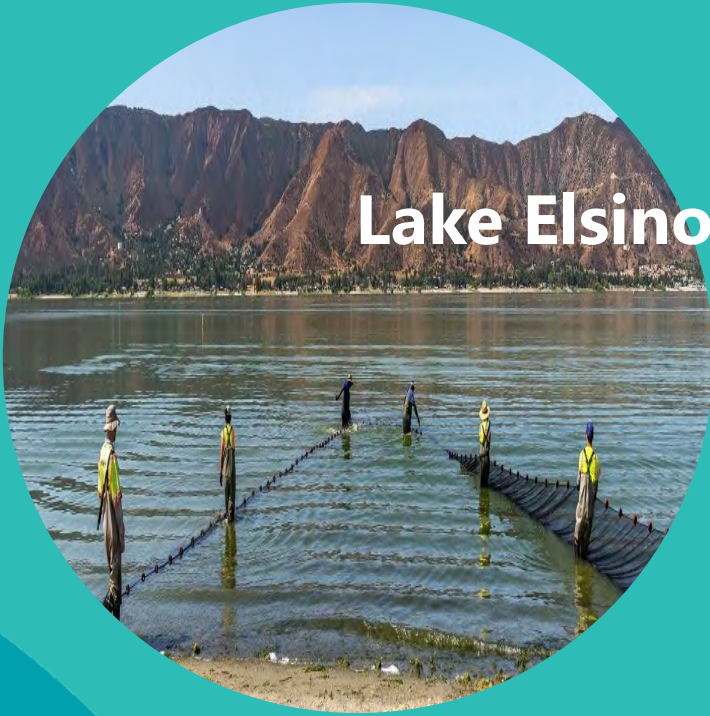
Study Objective: Determine Appropriate Fish Species for Future Fish Stockings

Objective: Determine Appropriate Fish Species for Future Fish Stockings

- Recommendation No. 1: Stock Striped/White Bass hybrids ("Hybrid Bass") (aka "Wipers") of size > 100-125 mm in length
- Recommendation No. 2: Discontinue stocking Channel Catfish, Largemouth Bass, and Redear Sunfish; 2019 data suggest survival of these stocked species has been very poor.
- Recommendation No. 3: Continue stocking Black Crappie and Bluegill (> 150 mm in length to avoid Hybrid Bass predation) as survival of these stocked species appears to have been good
- Recommendation No. 4: Do not stock baitfish; silverside and Mosquitofish are present in high numbers and appear to be reproducing and maintaining a viable population
- Recommendation No. 5: Conduct periodic fish surveys to evaluate success of ongoing fish stocking activities, potential to modify the species stocked and evaluate populations of other species



Lake Elsinore Fishery Management Report



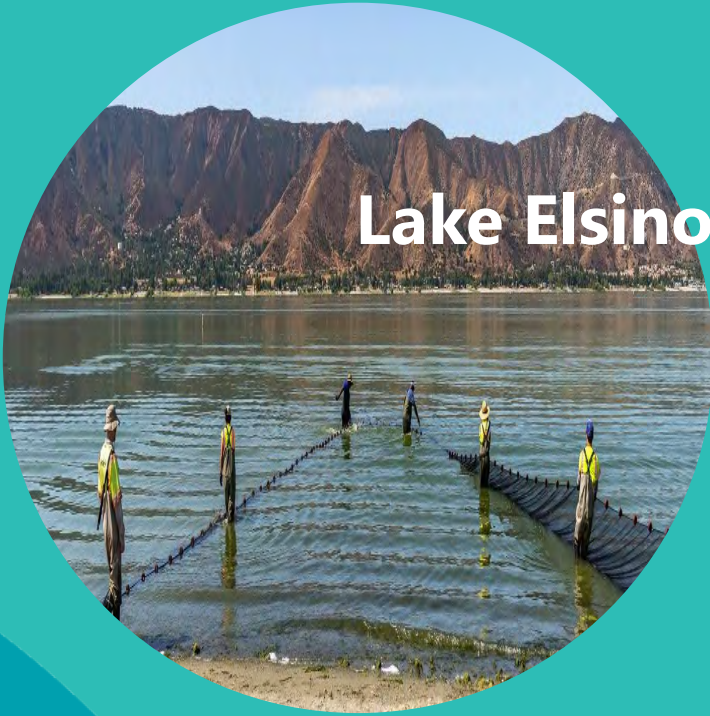
Study Objective: Develop Recommendations to Improve the Fishery and Habitat to Support Efforts to Implement Revised Nutrient TMDL

Objective: Recommendations to Improve Fishery and Habitat to Support TMDL Implementation

- Recommendation No. 1: Plant rooted aquatic and emergent vegetation (as originally recommended in 2005).
- Recommendation No. 2: Until appropriate water levels can be maintained, a temporary alternative to planting shoreline vegetation is to consider installation of anchored floating vegetation mats
- Recommendation No. 3: Create physical, non-plant structures to serve as fish habitat (originally proposed 2005), e.g., addition of gravel patches, rock piles, large woody materials, brush piles, or other fish attractors.

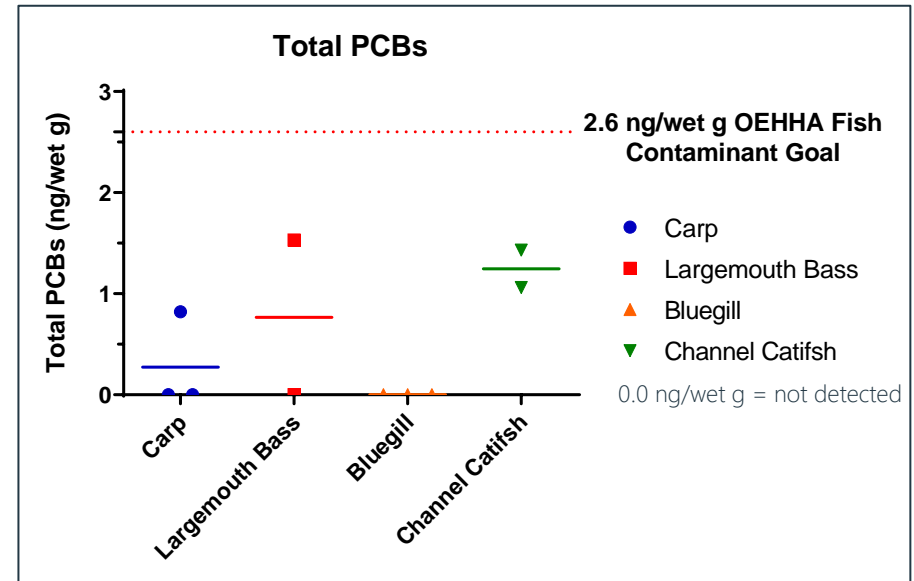
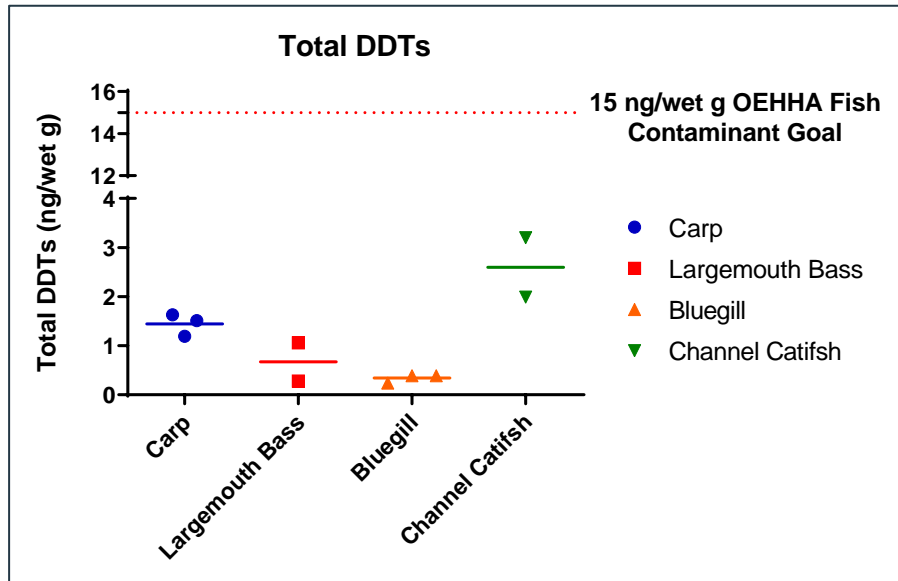


Lake Elsinore Fishery Management Report



Study Objective: Determine Potential for a 303(d) Delisting of Lake Elsinore for PCBs and DDTs.

Summary of DDT and PCB Concentrations for 2019 Fish Tissue Collections



Questions



Summary of DDT and PCB Concentrations for 2019 Fish Tissue Collections

Analyte	Carp Rep 1	Carp Rep 2	Carp Rep 3	LMB Small Fish	LMB Large Fish	Bluegill Rep 1	Bluegill Rep 2	Bluegill Rep 3	Catfish Small Fish	Catfish Large Fish
# Fish in Composite	5	5	5	2	1	5	4	2	2	1
Total DDTs (ng/wet g)	1.51	1.19	1.63	0.28	1.06	0.39	0.39	0.24	1.99	3.20
Total PCBs (ng/wet g)	ND	ND	0.82	ND	1.53	ND	ND	ND	1.06	1.43
Aroclor 1248 (ng/wet g)	ND	ND							ND	ND
Aroclor 1254 (ng/wet g)	ND	ND							ND	ND
Aroclor 1260 (ng/wet g)	ND	ND							ND	ND
Total Nitrogen (% wet wt)	5.3	5.3	5.3	5.8	6.0	5.8	5.9	5.7	5.2	5.2
Total Phosphorus (µg/wet g)	10710	10610	13730	15360	16310	11700	15770	16760	11080	10730
Lipids (%)	1.12	0.75	1.29	0.38	1.3	0.78	0.42	0.49	3.21	1.68
Solids (%)	19.5	20.7	20.1	19.5	22.2	20.3	19.3	20.6	21.5	21.0

OEHHA Fish Contaminant Goal (June 2008)
 Total DDT 15 ng/wet g
 Total PCB 2.6 ng/wet g

Page Intentionally Blank

Response to Comments on Draft Lake Elsinore Fisheries Management Report

No.	Commentor	Affiliation	Report Element	Comment	Response
23	Barbara Barry	Santa Ana Water Board	Section 2.2.3 - Data Analysis Methods	Page 2-9. Example for interpreting Simpson's diversity index seems odd. When one taxon completely dominates the community, community diversity would be the lowest and SDI=0 (based on the formula presented in the text). However, the text seems to indicate the opposite. Is this a typo?	Yes it was a significant typo. RCFC&WCD also noted that it was written backwards. Corrected.
24	Barbara Barry	Santa Ana Water Board	Section 2 General	Would there be potential sampling bias for the fish survey by avoiding the areas with LEAMS?	It is unlikely that this would be the case. The trawls represented by LE-T-1, LE-T-2, and LE-T-3 and purse seines cover the same depth strata that is present in the areas of the LEAMS aeration lines. Additionally, any benefit of the aeration increasing DO would certainly have been observed in the area of the LE-T-2 trawls and PS2 purse seine events. Furthermore, as noted in the report, the various different types of sampling gear utilized during this survey, which were not used in the previous 2005 EIP survey (i.e. trawls and purse seine), allowed a much better representation of the various habitat types in the lake.
25	Bob Magee	LESJWA Board, City of Lake Elsinore (Comments via Nicole Dailey, City of Lake Elsinore)	6.4.2 - Fish Stocking	Very pleased to see recommendation #1. However, to be technically accurate we should document that on at least two separate occasions CDFW refused our request to re-introduce Wipers because they were non-native and potentially an evasive species should flood waters ever reach Lee Lake (an event occurring twice in the last 101 years). They even support a bill in the State Assembly to outlaw the fish all together (it failed). Now the Scientists have shown the species to have value and we applauded the Department's support of this finding and our request to stock these fish!	Thank you for the background information. We have added a footnote to Section 6.4.2 to document the history; we also added a footnote to note the recent successful stocking of Wipers in July 2020.
26	Bob Magee	LESJWA Board, City of Lake Elsinore	6.4.2 - Fish Stocking	I am disappointed with recommendation #2, but it is subject to re-evaluation and if water quality improves we could restart the stocking of those fish.	Thank you for the comment
27	Bob Magee	LESJWA Board, City of Lake Elsinore	Table 6-7, Lake Levels	Table 6.7 lists the November 2006 elevation of Lake Elsinore at 1236. In March of 2005 the waters rose to 1254.5....almost flowing out the outflow channel. No way we lost 18 feet in 18 months. Please double check this data. Subsequently, Nicole Dailey (City of Lake Elsinore) commented that City records show the lake level was 1246.5 in November 2006.	Table 6.7 has been revised
28	Bob Magee	LESJWA Board, City of Lake Elsinore	Appendix C	Appendix table C-1 on the history of fish stocking is fascinating. It might be something that Ruth Atkins would be interested in seeing	Thank you for the comment

Response to Comments on Draft Lake Elsinore Fisheries Management Report

No.	Commentor	Affiliation	Report Element	Comment	Response
29	Bob Magee	LESJWA Board, City of Lake Elsinore	General	In the study, it mentions the Silverside minnows and mosquitofish make up 90% of our fish. But, there is not much about how these fish got into our lake. They have never been mentioned before. Do we know? Can we speculate Canyon Lake State Water?	From what we have seen in the literature, it is highly likely that silversides are in other lakes within the area as well. They have been found in the Santa Margarita and Santa Ana River watersheds. It has been documented that silversides entered the Diamond Valley Lake, just south of Hemet in Riverside County, in late 1999 or 2000 as the reservoir filled with water from the California Aqueduct and Colorado River. This Diamond Valley Lake has a potential hydrologic connection to Canyon Lake during high flows through the San Diego Canal which intersects Salt Creek. It is thought (but not certain) that they came in through the State Water Project into Canyon Lake at some point, and then when the dam overflowed got transported to Lake Elsinore. It is reasonable to assume that they would be in Canyon Lake as well, but a targeted survey will be necessary to determine that.
30	Bob Magee	LESJWA Board, City of Lake Elsinore	General	In the study, it mentions the Silverside minnows and mosquitofish make up 90% of our fish. What is the impact of 90% of our fishery being bait fish?	This survey finding is actually not much different than Dr. Michael Anderson's (UC Riverside) 2015 survey which found that the fish community was dominated (95.6%) by small fish (< 3.5 cm in length). We do not think that they are going to be highly detrimental to Lake Elsinore, especially if the pattern that we saw of very low numbers of Threadfin Shad holds true for a while. Replacing Threadfin Shad with silversides, we believe is actually a benefit ecologically for the lake and water quality. Threadfin Shad are filter feeders, swimming through the water with their mouths open very efficiently filtering out the small zooplankton that we want to keep in the lake due to their ability to feed on phytoplankton (aka algae) and keep algae populations in check. While Silversides feed on the same zooplankton, they have a different, much less efficient feeding strategy of hunt-and-peck. They wait until they see a prey zooplankton, and then go after that one individual. So the thinking is that they will be much less detrimental to the zooplankton population, which will in turn help to keep the algae in check.
31	Bob Magee	LESJWA Board, City of Lake Elsinore	General	In the study, it mentions the Silverside minnows and mosquitofish make up 90% of our fish - How do we eradicate/control/change this? Stocking, yes, but how often? How much?	See response to Comment No. 30. We do not think they should be eradicated as they provide a better food source for Largemouth Bass, Wipers, Bluegill and other piscivorous fish due to their smaller size than Threadfin Shad.

Response to Comments on Draft Lake Elsinore Fisheries Management Report

No.	Commentor	Affiliation	Report Element	Comment	Response
32	Bob Magee	LESJWA Board, City of Lake Elsinore	General	What is the hardiness of this fish (Siverside minnow)? Are they susceptible to fish die offs? Can you tell us more about them?	Silversides are a brackish/marine species, but can tolerate freshwater and can inhabit a wide range of salinities from highly saline to fresh. They are omnivorous feeding on zooplankton, benthic invertebrates, fish eggs and larvae, and diatoms. Although they would be impacted by low dissolved oxygen (DO) levels, they have the ability to stay near the surface where DO is typically higher.
33	Bob Magee	LESJWA Board, City of Lake Elsinore	Recommendations	Wipers – we are told these are VERY hard to get stocked in California. Hard to find. Only finding bait size. Do you know more about options to find and bring in more of the fish that will help us balance the fishery?	This will require some research; if any information is obtained it can be reported back to the LECL Task Force.
34	Bob Magee	LESJWA Board, City of Lake Elsinore	Recommendations	Catch Limits or Restrictions – was anything included in the document about the City limiting how many or what type of fish can be removed from the lake? i.e. take all the carp and bait fish you want, but catch and release only on Bass, Wipers, Crappie, etc? Or, maybe we do a catch and release only during mating seasons? A few months a year? Ideas here?	Initially we could recommend including a catch and release only program for wipers to allow time for establishment of a more mature population. The City of Lake Elsinore has a current published fishing regulation guide which includes wipers (Bag limit – 2; Size limit 18 inches). The published regulations also include bag and size limits for crappie, catfish, largemouth bass, redear sunfish, and bluegill. Other potential catch limits/restrictions could be considered in the future after wipers are routinely stocked.
35	Rick Whetsel	SAWPA	Cover	Please correct name of LESJWA on first page. Remove “Project” before “Authority”	Corrected
36	Rick Whetsel	SAWPA	Section 1	Page 1-3. Please correct name for LESJWA on next to last paragraph (“and” left out; “Watershed” should be plural	Corrected
37	Quinton Granfors	CDFW	General	Reviewed report and summarized findings and recommendations on behalf of City of Lake Elsinore	No revisions needed

Page Intentionally Blank

LESJWA BOARD MEMORANDUM NO. 2020.24

DATE: October 15, 2020

TO: LESJWA Board of Directors

SUBJECT: Lake Elsinore Advanced Pumped Storage Project (LEAPS) Update

PREPARED BY: Mark R. Norton, P.E., Authority Administrator

RECOMMENDATION

Staff recommends that the Board of Directors receive and file status report on Nevada Hydro Company's, Inc. (Nevada Hydro) Lake Elsinore Advanced Pumped Storage (LEAPS) Project.

BACKGROUND

Nevada Hydro has filed a license application with the Federal Energy Regulatory Commission (FERC) for the LEAPS Project. This application was accepted by FERC in July 2019 and the FERC's scoping under NEPA is expected to commence soon. Thereafter and concurrent with this application, many other permits and CEQA work would be required before the project can move into implementation.

The proposed project would consist of the following: (1) a new upper reservoir with a 200-foot high main dam and storage of 5,750 acre-feet to be located in the mountains above Lake Elsinore, (2) a 21-foot diameter concrete power shaft and power tunnel with two steel lined penstocks, (3) an underground powerhouse with two reversible pump-turbine units with a total capacity of 500 megawatts, (4) an existing lower reservoir (Lake Elsinore), and (5) about 32 miles of 500 kV transmission line connection the project to an existing transmission line owned by Southern California Edison located north of the proposed project and to an existing San Diego Gas & Electric Company transmission line located to the south.

The State has indicated that because the applicant is not a public agency, the State Water Board will be the CEQA-lead agency. In order to fulfill CEQA requirements, the applicant must enter into a third-party MOU contract among State Water Board, the Applicant (Nevada Hydro) and an environmental consultant (Cardno) hired by the State.

In discussions with the State Water Board on Sept. 29th, the State project manager, Mr. Chase Hildeburn PE reported that the MOU has now been executed and signed by the SWRCB Deputy Director on June 25, 2020. The MOU will be among the State Water Board, Nevada Hydro, and Cardno. The MOU parties are coordinating to establish the Project scope, budget, and timeline. FERC issued the Notice of Intent on June 18, 2020 and then issued their Scoping Document which presents an initial look at the resource areas that will be analyzed under NEPA. The State will no longer be planning to pursue a joint NEPA/CEQ scoping process with FERC, so the CEQA scoping process will begin in the following months.

FERC also issued its Notice of Schedule in August. See attached. Nevada Hydro and the US Forest Service continue to work cooperatively on what issues need to be addressed, levels of effort and schedules.

BUDGET IMPACT

None.

Attachment: Notice of Schedule August 27, 2020

Page Intentionally Blank

UNITED STATES OF AMERICA
FEDERAL ENERGY REGULATORY COMMISSION

Nevada Hydro Inc.

Project No. 14227-003

NOTICE OF ANTICIPATED SCHEDULE FOR
LAKE ELSINORE ADVANCED PUMPED STORAGE PROJECT

(August 27, 2020)

On October 2, 2017, Nevada Hydro Inc. filed an application requesting authorization to construct and operate the Lake Elsinore Advanced Pumped Storage Project. The project would be located on Lake Elsinore and San Juan Creek near the town of Lake Elsinore in Riverside and San Diego Counties, California. The project would occupy about 845 acres of federal land administered by the U.S. Forest Service.

The application will be processed according to the following revised schedule.

Notice of Ready for Environmental Analysis:	December 11, 2020
Draft Environmental Impact Statement:	July 9, 2021
Final Environmental Impact Statement:	December 10, 2021

In addition, in accordance with Title 41 of the Fixing America's Surface Transportation Act, enacted on December 4, 2015, agencies are to publish completion dates for all federal environmental reviews and authorizations. This notice identifies the Commission's anticipated schedule for issuance of the final order for the project, which is based on the anticipated date of issuance of the final Environmental Impact Statement. Accordingly, we currently anticipate issuing a final order for the project no later than:

Issuance of Final Order	March 17, 2022
-------------------------	-----------------------

If a schedule change becomes necessary, an additional notice will be provided so that interested parties and government agencies are kept informed of the project's progress.

Kimberly D. Bose,
Secretary.

Page Intentionally Blank

LESJWA BOARD MEMORANDUM NO. 2020.25

DATE: October 15, 2020
TO: LESJWA Board of Directors
SUBJECT: Lake Elsinore Proposition 1 Grant Application Status
PREPARED BY: Mark R. Norton, P.E., Authority Administrator

RECOMMENDATION

Staff recommends that the Board of Directors receive and file status report regarding the Physical Harvesting of Algal Biomass in Lake Elsinore, a pilot project seeking grant funding from SAWPA’s One Water One Watershed Proposition 1 IRWM Round 1 Grant program.

BACKGROUND

As part of the Santa Ana Watershed Project Authority’s (SAWPA) One Water One Watershed (OWOW) “Call for Projects” for Proposition 1 Integrated Regional Water Management Round 1 Grant program, two projects related to lake improvements were submitted. One project submitted by the City of Lake Elsinore with the assistance of LESJWA staff was the Physical Harvesting of Algal Biomass in Lake Elsinore – Pilot Project. This project proposes the removal of lake algae through the use of floating barge system that will remove algae from the lake and then be harvested for biofuels, soil amendments or disposal for composting. The project was discussed in the recent TMDL Update Technical Report as a cost-effective means to remove nutrients contained within the algae that often die off, sink to the lake bottom and then resuspend nutrients back into the water column further exacerbating the algae growth. The project is estimated to cost \$297,000 and no local funding match is proposed or required.

On June 4, 2020, SAWPA received notice from DWR that the final grant award for the SAWPA projects was approved, which includes the Lake Elsinore Pilot Project for \$297,000. SAWPA has now received all required supplemental material from the City of Lake Elsinore and expects the DWR/SAWPA Grant Agreement to be approved by the end of 2020. Work is also underway by SAWPA to prepare a subagreement with the City of Lake Elsinore that will include the DWR/SAWPA grant agreement as an appendix. The City of Lake Elsinore has indicated that it will be starting the administrative work including the consultant RFP preparation in the months ahead. Contractor work is expected to commence in early 2021.

RESOURCES IMPACT

All grant funded related to this project will be conducted by the City of Lake Elsinore. LESJWA will coordinate closely with the City of Lake Elsinore on the design and implementation of this project particularly since algae removal will help support compliance with the TMDL.

Page Intentionally Blank

LESJWA BOARD MEMORANDUM NO. 2020.26

DATE: October 15, 2020
TO: LESJWA Board of Directors
SUBJECT: Lake Elsinore & Canyon Lake Nutrient TMDL Task Force Update
PREPARED BY: Mark R. Norton, P.E., Authority Administrator

RECOMMENDATION

Staff recommends that the LESJWA Board receive and file status report regarding the Lake Elsinore and Canyon Lake Nutrient TMDL Revision Report and the Lake Elsinore and Canyon Lake TMDL Task Force activities.

DISCUSSION

Work continues by the Regional Board staff to review the Draft Staff Report/TMDL Revision Technical Report (TMDL Revision Technical Report) for Lake Elsinore, Canyon Lake, and the San Jacinto Watershed and respond to peer review comments. This report contains all the required elements for revision of the 2004 TMDLs, including revised Numeric Targets for both Lakes to require further reductions of nutrients discharged to the Lakes and an updated Implementation Plan. Response to the peer review comments were completed and submitted back to the Regional Board back in February 2020.

As of September 2020, new Regional Board staff have been hired and extensive review of the Task Force consultants' feedback to peer reviewers continues. A public workshop is still being contemplated depending on the response to Peer Review and Public Comments, and then a Public Hearing for the Board to consider adoption in the Winter 2020.

Work is also underway to prepare a 2020 TMDL Compliance document that reflected a rolling average accounting of wasteload allocations from the TMDL responsible parties. Preliminary results indicate that compliance with the nutrient limits will likely be met for nitrogen and phosphorus based on the historical and planned nutrient offsets of alum application at Canyon Lake in October and operation of the Lake Elsinore Aeration and Mixing System offsets.

The LE/CL TMDL Task Force activities continue to support the TMDL update and monitoring activities. In November 2020, LESJWA/SAWPA staff will be sharing a draft of the LE/CL TMDL Task Force FY 21-22 Budget based on the TMDL agreement. The draft FY21-22 Task Force Budget is then reviewed and considered for several meetings and will likely be approved by Feb. 2021.

A final report about the Lake Elsinore fishery management plan and survey was presented to the LE/CL TMDL Task Force in September with recommendations on future fishery enhancements. A similar presentation will be made to the LESWJA Board at its October 2020 meeting.

BUDGET IMPACT

None